

*Plant Variety Protection under the
UPOV Convention*

**DISTINCTNESS, UNIFORMITY
AND STABILITY (DUS) AND TEST
GUIDELINES**

Office of the Union - UPOV

UPOV

International Union for the Protection of New Varieties of Plants

PROGRAM

1. Introduction to UPOV and the role of UPOV Technical Working Parties (TWPs)
2. Overview of the General Introduction (document TG/1/3 and TGP documents)
 - Characteristics as the Basis for DUS Examination and Selection of Characteristics
 - Molecular techniques
3. Guidance on drafting Test Guidelines (document TGP/7)
 - a) Subject of the Test Guidelines, Material Required and Method of Examination;
 - b) Method of Observation (MS, MG, VS, VG);
 - c) Types of Expression (QL, PQ, QN), notes and distinctness;
 - d) Shape and Color Characteristics;
 - e) Example Varieties;
 - f) The process for developing UPOV Test Guidelines, including: TG Template; Additional Standard Wording; and Guidance Notes;
4. Agenda for the TWP Session

**1. INTRODUCTION TO UPOV
AND THE ROLE OF UPOV
TECHNICAL WORKING PARTIES (TWPS)**

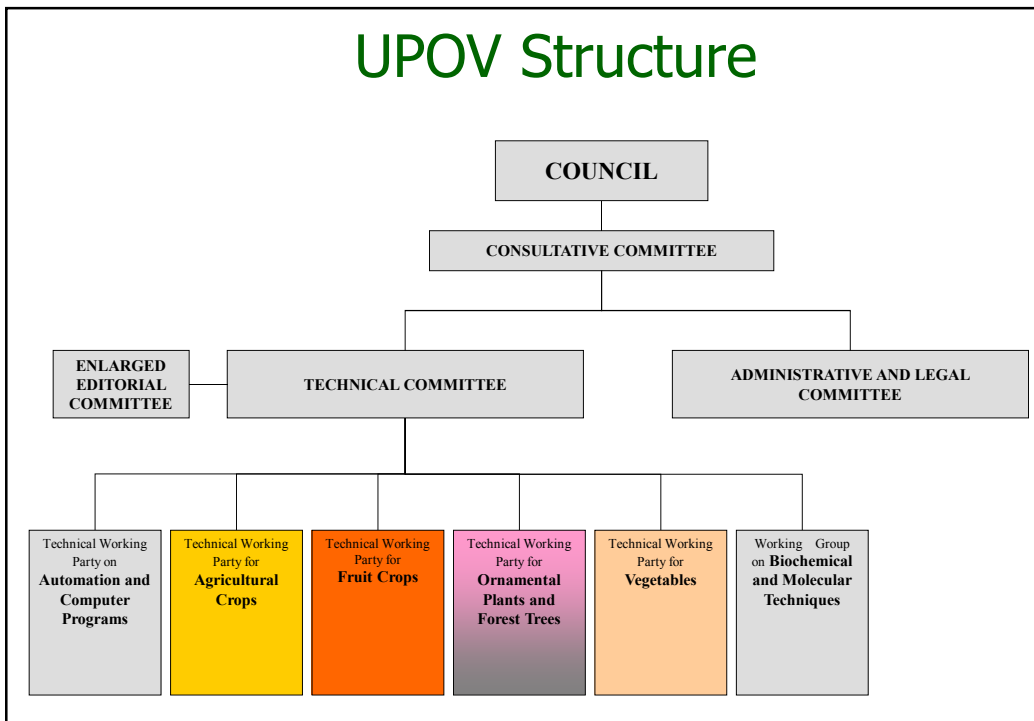
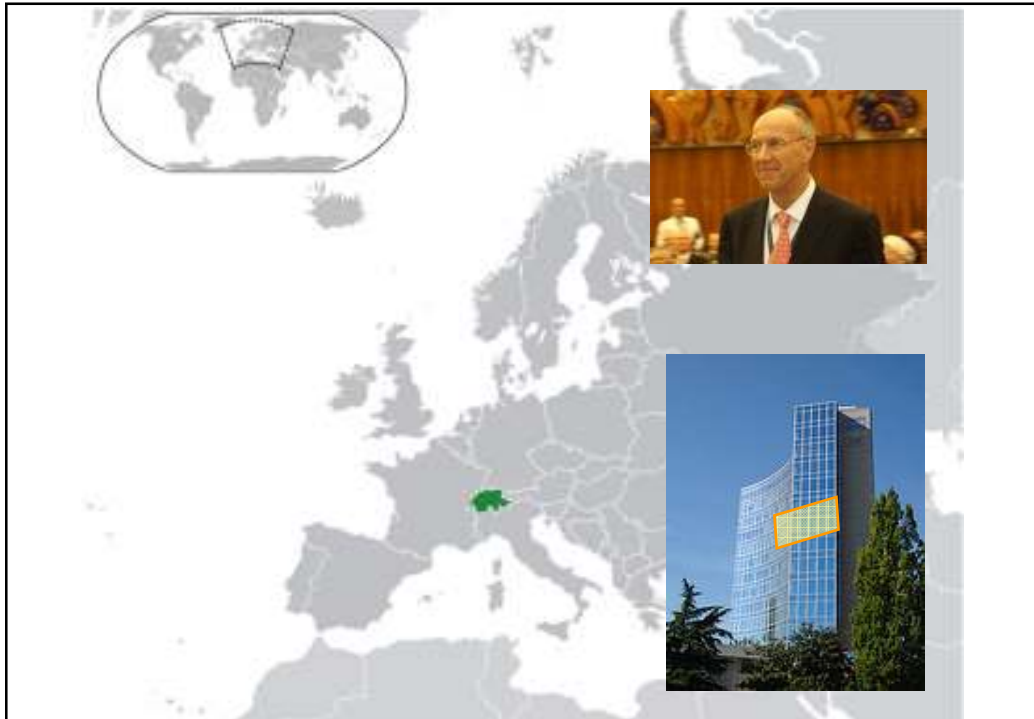
**UPOV: INDEPENDENT INTERGOVERNMENTAL
ORGANIZATION**

**The International Convention for the
Protection of New Varieties of Plants**

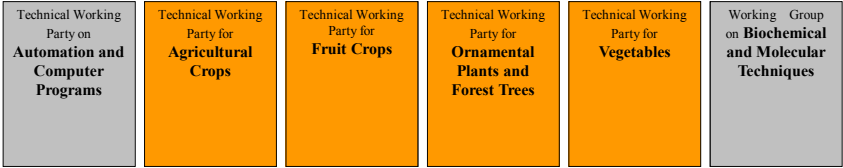
established in 1961

**The International Union for the Protection
of New Varieties of Plants**

**Union internationale pour la
protection des obtentions végétales**

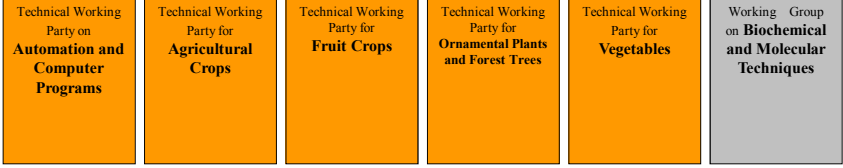


UPOV Structure



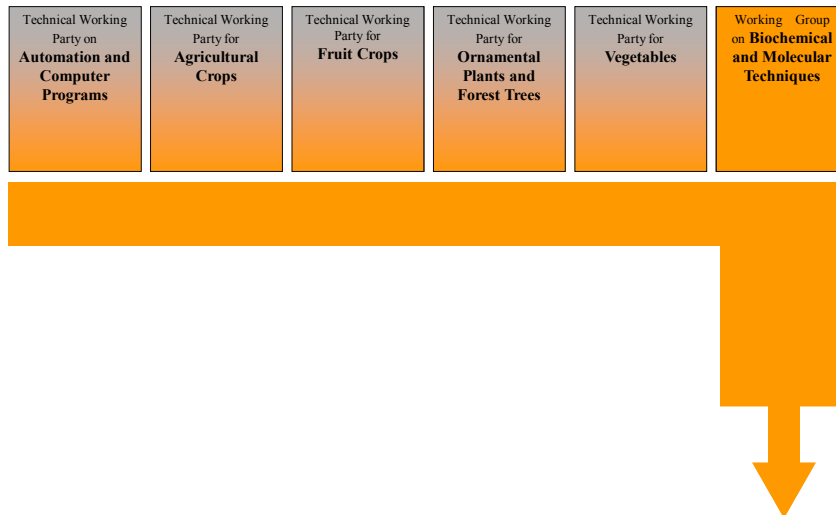
Test Guidelines

UPOV Structure



TGP documents

UPOV Structure



Role of the BMT

The BMT is a group open to DUS experts, biochemical and molecular specialists and plant breeders, whose role is to:

- (i) Review general developments in biochemical and molecular techniques;
- (ii) Maintain an awareness of relevant applications of biochemical and molecular techniques in plant breeding;
- (iii) Consider the possible application of biochemical and molecular techniques in DUS testing and report its considerations to the TC;
- (iv) If appropriate, establish guidelines for biochemical and molecular methodologies and their harmonization [...];
- (v) Consider initiatives from TWPs, for the establishment of crop specific subgroups [...];
- (vi) Develop guidelines regarding the management and harmonization of databases of biochemical and molecular information, in conjunction with the TWC;
- (vii) Receive reports from Crop Subgroups and the BMT Review Group;
- (viii) Provide a forum for discussion on the use of biochemical and molecular techniques in the consideration of essential derivation and variety identification.

Questions

2. OVERVIEW OF THE GENERAL INTRODUCTION (document TG/1/3 and TGP documents)

**a) Characteristics as the Basis for DUS
Examination**

b) Selection of Characteristics

2. OVERVIEW OF THE GENERAL INTRODUCTION (document TG/1/3 and TGP documents)

a) Characteristics as the Basis for DUS Examination

b) Selection of Characteristics

THE CONDITIONS FOR GRANTING A BREEDER'S RIGHT

Criteria to be satisfied

- NOVELTY
 - **DISTINCTNESS**
 - **UNIFORMITY**
 - **STABILITY**
- 
- "DUS"**

THE CONDITIONS FOR GRANTING A BREEDER'S RIGHT

Other conditions

- VARIETY DENOMINATION
- FORMALITIES
- PAYMENT OF FEES

NO OTHER CONDITIONS!

Guidance for DUS Examination

facilitates:

BEST PRACTICE (based on experience)

- => good decisions
- => good definition of the object of protection
(strong protection)
- => efficiency in method of examination (learn from the best)

HARMONIZATION

- => efficiency
 - mutual acceptance of DUS reports
(minimize cost of examination for individual authorities)
 - mutual recognition of variety descriptions
(all parties speak the same "language")
 - simple and cheap system for applicants
(minimize cost for breeders)

UPOV provides guidance by:

- The “General Introduction” (TG/1/3)
 - General technical principles
 - Organization of DUS Testing
 - Associated “TGP” Documents (e.g. statistical methods)

= version 3

TG/1/3 General Introduction

“Associated” TGP Documents

Ref.	Title
TG/00	List of TGP Documents and Latest Issue Dates
TGP/1	General Introduction With Explanations
TGP/2	List of Test Guidelines Adopted by UPOV
TGP/3	Varieties of Common Knowledge
TGP/4	Constitution and Maintenance of Variety Collections
TGP/5	Experience and Cooperation in DUS testing
TGP/6	Arrangements for DUS testing
TGP/7	Development of Test Guidelines
TGP/8	Trial Design and Techniques Used in the Examination of DUS
TGP/9	Examining Distinctness
TGP/10	Examining Uniformity
TGP/11	Examining Stability
TGP/12	Special Characteristics
TGP/13	Guidance for New Types and Species
TGP/14	Glossary of Technical, Botanical and Statistical Terms Used in UPOV Documents
TGP/15	Guidance on the Use of Biochemical and Molecular Markers in the Examination of Distinctness, Uniformity and Stability (DUS)

2. OVERVIEW OF THE GENERAL INTRODUCTION (document TG/1/3 and TGP documents)

**a) Characteristics as the Basis for DUS
Examination**

b) Selection of Characteristics

“CHARACTERISTICS”

- **may have direct commercial relevance**
 - **Flower color (ornamental)**
 - **Fruit color**
- **but commercial relevance NOT required**
 - **Leaf shape**

Selection of Characteristics

The basic requirements that a characteristic should fulfill before it is used for DUS testing or producing a variety description are that its expression (TG/1/3: Section 4.2.1) :

- (a) **results from a given genotype** or combination of genotypes;
- (b) is sufficiently **consistent and repeatable** in a **particular environment**;
- (c) exhibits sufficient **variation between varieties** to be able to establish distinctness;
- (d) is capable of **precise definition and recognition**;
- (e) allows **uniformity requirements** to be fulfilled;
- (f) allows **stability requirements** to be fulfilled, meaning that it produces consistent and repeatable results after repeated propagation or, where appropriate, at the end of each cycle of propagation.

Selection of Characteristics

- **Yield ???**
- **Straw strength ???**
- Etc.**

Selection of Characteristics

Criteria	Fruit: color	Leaf: shape	Yield
(a) results from a given genotype or combination of genotypes	Yes	Yes	
(b) sufficiently consistent and repeatable in a particular environment	Yes	Yes	
(c) exhibits sufficient variation between varieties to be able to establish distinctness	Yes	Yes	
(d) is capable of precise definition and recognition	Yes	Yes	
(e) allows uniformity requirements to be fulfilled	Yes	Yes	
(f) allows stability requirements to be fulfilled	Yes	Yes	
Commercial value	Yes	No	
ACCEPTABILITY	Yes	Yes	

Selection of Characteristics

Criteria	Fruit: color	Leaf: shape	Yield
(a) results from a given genotype or combination of genotypes	Yes	Yes	Yes
(b) sufficiently consistent and repeatable in a particular environment	Yes	Yes	(No)
(c) exhibits sufficient variation between varieties to be able to establish distinctness	Yes	Yes	???
(d) is capable of precise definition and recognition	Yes	Yes	(No)
(e) allows uniformity requirements to be fulfilled	Yes	Yes	???
(f) allows stability requirements to be fulfilled	Yes	Yes	???
Commercial value	Yes	No	Yes
ACCEPTABILITY	Yes	Yes	No

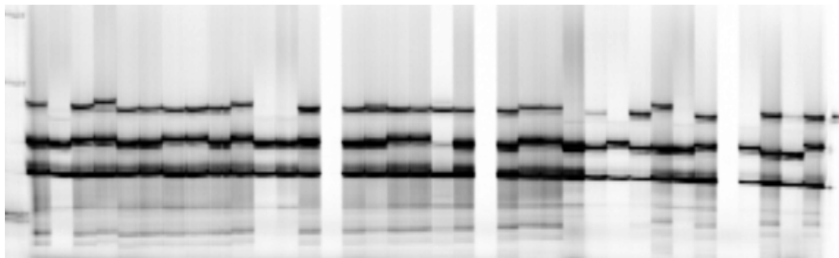
Special Characteristics: Disease Resistance

Criteria	Disease Resistance
(a) results from a given genotype or combination of genotypes	*Knowledge of nature of genetic control of resistance is important
(b) sufficiently consistent and repeatable in a particular environment	*Standardize conditions (greenhouse / laboratory) & methodology *Standardize inoculum *Ring-test
(c) exhibits sufficient variation between varieties to be able to establish distinctness	*Susceptible / Resistant OR varying degrees of resistance?
(d) is capable of precise definition and recognition	*Define and recognize races and strains
(e) allows uniformity requirements to be fulfilled	see above
(f) allows stability requirements to be fulfilled	see above
	<i>Difficult and expensive</i>

Questions



Molecular Techniques?



IMPORTANCE OF HARMONIZED APPROACH WITHIN UPOV

- ⇒ To facilitate cooperation in DUS testing
e.g. purchase of DUS reports

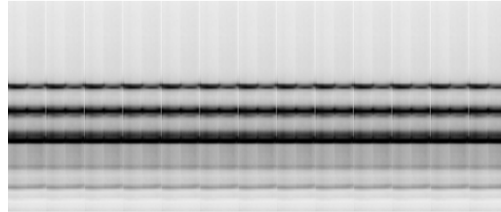
- ⇒ To establish internationally recognized
variety descriptions (effective protection)

Self-pollinated varieties

Lettuce



Wheat



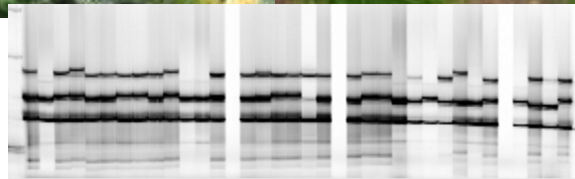
29

Cross-pollinated varieties

Cabbage



Ryegrass



30

STATUS OF UPOV DOCUMENTS CONCERNING MOLECULAR TECHNIQUES

Document reference	Title
UPOV/INF/17/1	Guidelines for DNA Profiling: Molecular Marker Selection and Database Construction (“BMT Guidelines”) (2010)

Document reference	Title
TGP/15	Guidance on the Use of Biochemical and Molecular Markers in the Examination of Distinctness, Uniformity and Stability (DUS)
UPOV/INF/18/1	Possible Use of Molecular Markers in the Examination of Distinctness, Uniformity and Stability (2011)

UPOV/INF/17/1 (INFormation document)

“Guidelines for DNA Profiling: Molecular Marker Selection and Database Construction (“BMT Guidelines”)”

The purpose of this document (BMT Guidelines) is to provide guidance for developing harmonized methodologies with the aim of generating high quality molecular data for a range of applications. The BMT Guidelines are also intended to address the construction of databases containing molecular profiles of plant varieties [...]




UPOV/INF/18/1 (INFormation document)

“Possible Use of Molecular Markers in the Examination of Distinctness, Uniformity and Stability”

The purpose of this document is to provide guidance on the possible use of biochemical and molecular markers in the examination of Distinctness, Uniformity and Stability (DUS). [...]

UPOV/INF/18 POSSIBLE APPLICATION MODELS

MODELS WITH A POSITIVE ASSESSMENT

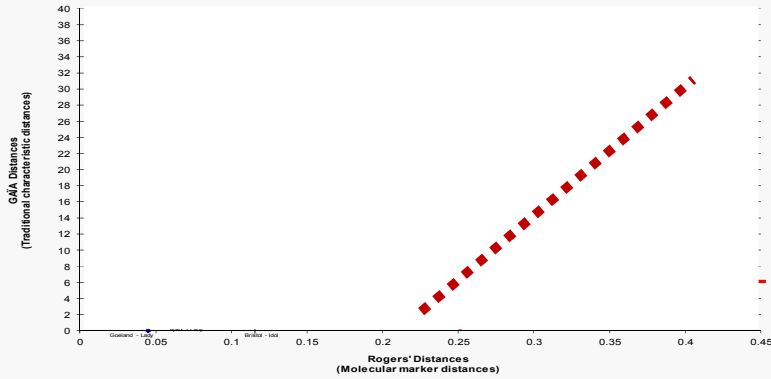
- Characteristic-specific molecular markers 
- Combining phenotypic and molecular distances in the management of variety collections 
- Calibrated molecular distances in the management of variety collections 

MODELS WITHOUT A POSITIVE ASSESSMENT

- Use of molecular marker characteristics

Calibrated molecular distances in the management of variety collections

GAIA Distances = f(Rogers' Distances) for 28 varieties in the reference collection
Tests 1997/1998



35

TGP/15/1 (Technical Guidelines Protocol)

“Guidance on the Use of Biochemical and Molecular Markers in the Examination of Distinctness, Uniformity and Stability (DUS)”

The purpose of this document is to provide guidance on the use of biochemical and molecular markers in the examination of Distinctness, Uniformity and Stability (DUS) on the basis of the models in document UPOV/INF/18 that have received a positive assessment and for which accepted examples have been provided.

→ Adopted by the Council of UPOV in October, 2013.



Model 1: Characteristic-specific molecular markers

Example: gene specific marker for herbicide tolerance introduced by genetic modification

On the basis that:

[...]

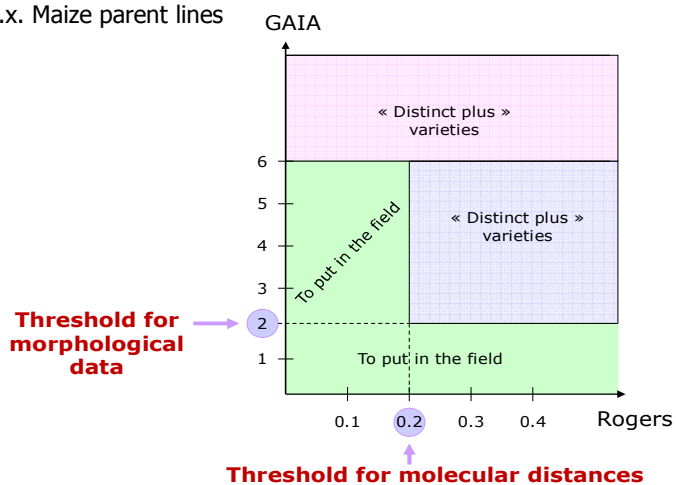
- there is verification of the reliability of the link between the marker and the characteristic;

- different markers for the same characteristic are different methods for examining the same characteristic;

[...]

Model 2: Combining phenotypic and molecular distances in the management of variety collections

e.x. Maize parent lines

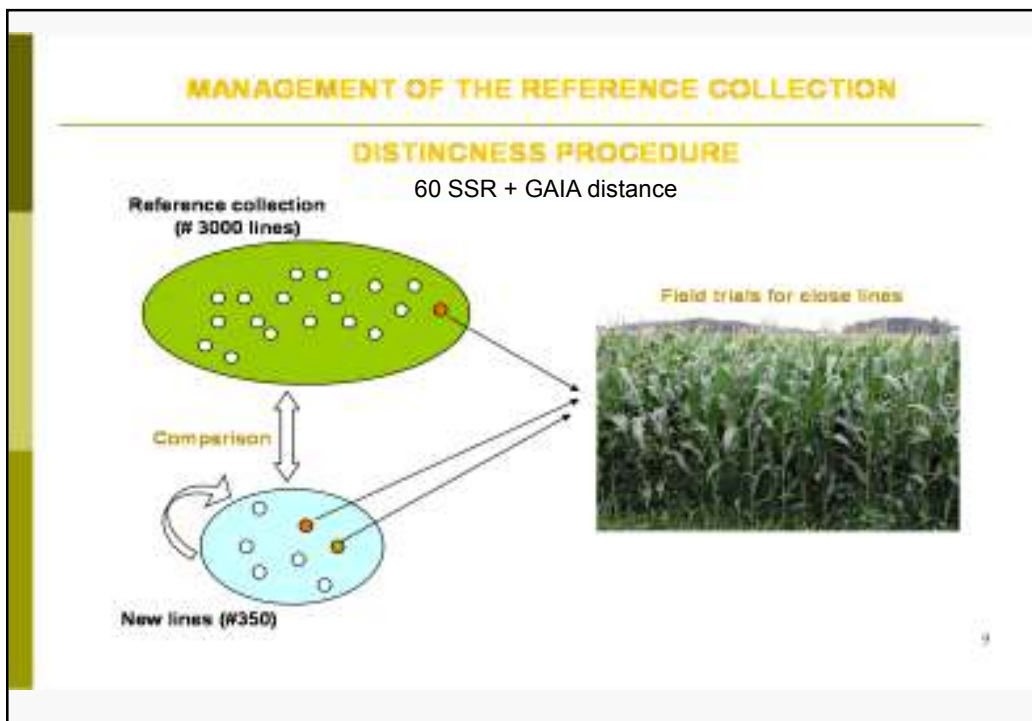


Combining phenotypic and molecular distances in the management of variety collections

“A combination of phenotypic differences and molecular distances can be used to identify within the variety collection, those varieties which need to be compared with candidate varieties in order to improve the selection of “Distinct plus” varieties, on the following basis:

- (a) there is reliable information that the molecular distances are sufficiently related to phenotypic differences, such that
- (b) the method selects varieties in the variety collection which are similar to the candidate varieties; and
- (c) the method does not create an increased risk of not selecting a variety in the variety collection which needs to be compared to the candidate varieties in the field.

39

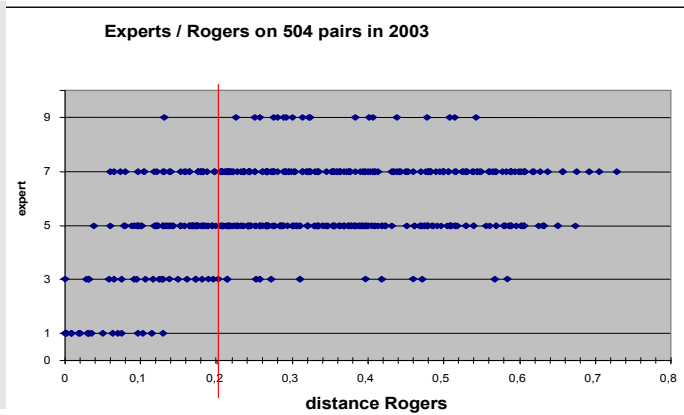


EVALUATION OF THE LEVEL OF CORRELATION BETWEEN MOLECULAR AND MORPHOLOGICAL DATA

EXPERTS

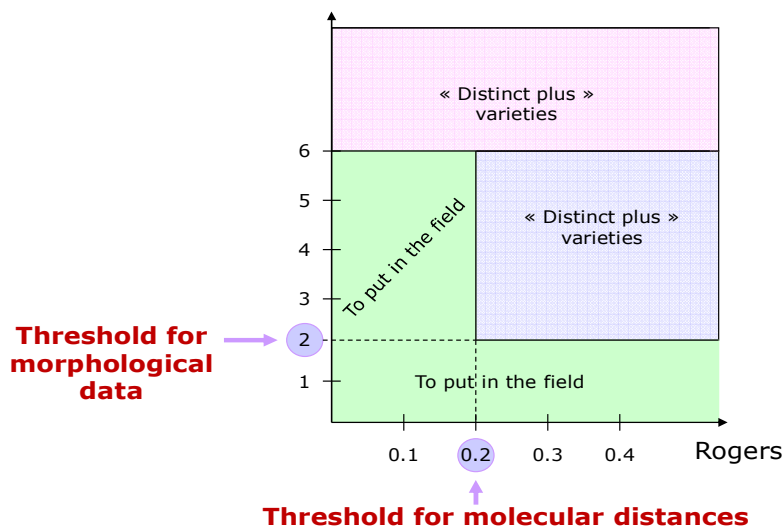
Scale of similarity:

1. the two varieties are similar or very close;
3. the two varieties are distinct but close;
5. the comparison was useful, but the varieties are clearly distinct;
7. the comparison should have been avoided because the varieties are very different;
9. the comparison should have been avoided because the varieties are totally different;



Each data point corresponds to the lowest note determined by the panel of experts and the Roger's distance, for a given pair

GAIA



OVERVIEW

Molecular techniques

- UPOV guidance on molecular techniques
- Coordination with other international organizations
- Possible future developments
- Summary (FAQs)

43



OECD/UPOV/ISTA JOINT WORKSHOP ON MOLECULAR TECHNIQUES

WORKSHOP 1



(UPOV BMT/14 - Seoul, Republic of Korea, November 12, 2014)

Agreed:

1. would be useful to develop a **joint document explaining the principal features** (e.g. DUS, variety identification, variety purity, etc.) **of the systems of OECD, UPOV and ISTA.**

WORKSHOP 2



(OECD Seed Schemes- Paris, June 8, 2016)

OECD Annual Meeting approved:

1. develop a joint document explaining the principal features (e.g. DUS, variety identification, variety purity, etc.) of the systems of OECD, UPOV, AOSA and ISTA



WORKSHOP 1



Agreed:

2. to propose an **inventory by UPOV, OECD and ISTA of the use of molecular marker techniques**, by crop, with a view to developing a **document containing that information**, in a similar format to UPOV document UPOV/INF/16 “Exchangeable Software”.

WORKSHOP 2



OECD Annual Meeting approved:

2. to carry out a joint inventory by UPOV, OECD, AOSA and ISTA of the use of molecular marker techniques, by crop, with a view to developing a document containing that information. The OECD will contribute to the document by sharing the ongoing list of molecular techniques used by NDAs and continuously collected by the Secretariat.



WORKSHOP 1



Agreed:

3. to propose to **invite UPOV, OECD and ISTA to develop lists of possible joint initiatives** in relation to molecular techniques. It was noted that, in the case of UPOV, the **list could be drafted by the BMT at its fifteenth session**, subject to approval by the Technical Committee.
 - The UPOV TC, at its fifty-second session, agreed that the BMT should include the **development of a list of terminology (definitions) used by OECD, UPOV and ISTA** in the list of joint initiatives
 - The UPOV BMT, at its fifteenth session, agreed that possible future collaboration between UPOV, OECD and ISTA might include the harmonization of terms and methodologies used for different crops and the possible development of standards, after agreement by these organizations.



WORKSHOP 2



OECD Annual Meeting approved:

3. To develop a list of terms and their definitions as used by OECD, UPOV, AOSA and ISTA and to make an attempt to harmonise these.



WORKSHOP 1



Agreed:

4. would be useful for mutual understanding, to repeat the joint workshop at relevant meetings of the OECD and ISTA

WORKSHOP 2



OECD Annual Meeting approved:

4. to consider organising another similar workshop [in OECD] in three years time



UPOV BMT/15



- OECD, ISTA and UPOV had different objectives and cooperation between the organizations in the use of molecular techniques would need to reflect that. However, the BMT agreed that it would be important to explore circumstances in which the same techniques and information could be used. In the first instance, it agreed that it would be more effective to explore such possibilities on the basis of real situations rather than at a theoretical and institutional level.
- welcomed the proposal by the Netherlands to organize a practical workshop in 2017, with support from UPOV, OECD and ISTA, to explore how molecular techniques might be applied in an efficient way for UPOV, OECD and ISTA purposes.



WORKSHOP 2



OECD Annual Meeting approved:

- endorsed the proposal of the Netherlands to organise a practical workshop in 2017, with support of the OECD, UPOV and ISTA, to explore how molecular techniques might be applied in an efficient way for UPOV, OECD and ISTA purposes.

OVERVIEW

Molecular techniques

- Introduction to UPOV
- UPOV guidance on molecular techniques
- Coordination with other international organizations
- Possible future developments
- Summary (FAQs)

51

Working Group on Biochemical and Molecular Techniques, and DNA-Profiling in Particular

The BMT is a group open to DUS experts, biochemical and molecular specialists and plant breeders, whose role is to:

- **Review general developments** in biochemical and molecular techniques;
- Maintain an awareness of relevant **applications** of biochemical and molecular techniques **in plant breeding**;
- Consider the possible application of biochemical and molecular techniques **in DUS testing** and report its considerations to the TC;
- If appropriate, establish **guidelines** for biochemical and molecular **methodologies** and their harmonization;
- Develop guidelines regarding the management and harmonization of **databases** of biochemical and molecular information, in conjunction with the TWC;
- Provide a **forum for discussion** on the use of biochemical and molecular techniques in the consideration of **essential derivation** and **variety identification**.

52

Working Group on Biochemical and Molecular Techniques, and DNA-Profiling in Particular

The BMT is a group open to DUS experts, biochemical and molecular specialists and plant breeders, whose role is to:

- Review **general developments** in biochemical and molecular techniques;
- Maintain an awareness of relevant **applications** of biochemical and molecular techniques **in plant breeding**;
- Consider the possible application of biochemical and molecular techniques **in DUS testing** and report its considerations to the TC;
- If appropriate, establish **guidelines** for biochemical and molecular **methodologies** and their harmonization;
- Develop guidelines regarding the management and harmonization of **databases** of biochemical and molecular information, in conjunction with the TWC;
- Provide a **forum for discussion** on the use of biochemical and molecular techniques in the consideration of **essential derivation** and **variety identification**.

53

Presentation at the Fifty-First session of the Technical Committee
Geneva, March 2015

http://www.upov.int/edocs/mdocs/upov/en/tc_51/tc_51_presentation_2.pdf



Marker-Assisted Selection of 'Similar Variety' in DUS Testing

March 2015.

54



The Selection of 'Similar Varieties' in DUS testing

■ Sources to Selecting

- Parent varieties
- Varieties bred from the same parent cross
- Varieties sharing a parental line
- A series of varieties
- Broadly distributed varieties
- Well-known varieties



■ Clues to Selecting

- Reference collection
 - Image database
 - Catalogues
 - Googling...
 - Variety descriptions
 - Working references
 - Applicant (in application form)
 - Information providers
- +
- **Maker-assisted selection of 'similar variety'**

KOREA SEED & VARIETY SERVICE

OVERVIEW

Molecular techniques

- Introduction to UPOV
- UPOV guidance on molecular techniques
- Coordination with other international organizations
- Possible future developments
- Summary (FAQs)

Is it possible to obtain protection of a variety on the basis of its DNA-profile?

- For a variety to be protected, it needs to be clearly distinguishable from all existing varieties on the basis of characteristics that are physically expressed, e.g. plant height, time of flowering, fruit color, disease resistance etc.
- The DNA-profile is not the basis for obtaining the protection of a variety, although this information may be used as supporting information.
- A more detailed explanation is provided in the FAQ [Does UPOV allow molecular techniques \(DNA profiles\) in the examination of Distinctness, Uniformity and Stability \(“DUS”\)?](#)

57

Question: Does UPOV allow molecular techniques (DNA profiles) in the DUS examination?

- It is important to note that, in some cases, varieties may have a different DNA profile but be phenotypically identical, whilst, in other cases, varieties which have a large phenotypic difference may have the same DNA profile for a particular set of molecular markers (e.g. some mutations).
- In relation to the use of molecular markers that are not related to phenotypic differences, the concern is that it might be possible to use a limitless number of markers to find differences between varieties at the genetic level that are not reflected in phenotypic characteristics.

On the above basis, UPOV has agreed the following uses in relation to DUS examination:

58

Question: Does UPOV allow molecular techniques (DNA profiles) in the DUS examination? (Cont'd)

- (a) Molecular markers can be used as a method of examining DUS characteristics that satisfy the criteria for characteristics set out in the General Introduction if there is a reliable link between the marker and the characteristic.
- (b) A combination of phenotypic differences and molecular distances can be used to improve the selection of varieties to be compared in the growing trial if the molecular distances are sufficiently related to phenotypic differences and the method does not create an increased risk of not selecting a variety in the variety collection which should be compared to candidate varieties in the DUS growing trial.

59

Questions

TGP/7 :“Development of Test Guidelines”

Additional Information and guidance on Asterisked, grouping and TQ characteristics

Standard Test Guidelines Characteristic

Function	Criteria
1.Characteristics that are accepted by UPOV for examination of DUS and from which members of the Union can select those suitable for their particular circumstances.	1. Must satisfy the criteria for use of any characteristic for DUS as set out in Chapter 4, section 4.2. 2. Must have been used to develop a variety description by at least one member of the Union. 3. Where there is a long list of such characteristics and, where considered appropriate, there may be an indication of the extent of use of each characteristic.

Asterisked Characteristic

14 (*)	PQ	VG	(+)	(c)		
	Leaf blade: distribution of secondary color					
	none				Edward Goucher	1
	on margin only				Wevo2	2
	marginal zone				Keylib	3
	central zone					4
	irregular				Francis Mason	5

Asterisked Characteristic

Function	Criteria
<p>1.Characteristics that are important for the international harmonization of variety descriptions.</p>	<p>1.Must be a characteristic included in the Test Guidelines.</p> <p>2.Should always be examined for DUS and included in the variety description by all members of the Union</p> <p>EXCEPT when the state of expression of a preceding characteristic or regional environmental conditions render this inappropriate.</p> <p>3.Must be useful for function 1.</p> <p>4.Particular care should be taken before selection of disease resistance characteristics.</p>

Grouping Characteristic

5. Grouping of Varieties and Organization of the Growing Trial

5.1 The selection of varieties of common knowledge to be grown in the trial with the candidate varieties and the way in which these varieties are divided into groups to facilitate the assessment of distinctness are aided by the use of grouping characteristics.

5.2 Grouping characteristics are those in which the documented states of expression, even where produced at different locations, can be used, either individually or in combination with other such characteristics: (a) to select varieties of common knowledge that can be excluded from the growing trial used for examination of distinctness; and (b) to organize the growing trial so that similar varieties are grouped together.

5.3 The following have been agreed as useful grouping characteristics:

- (a) Plant: growth habit (characteristic 1)
- (b) Plant: height in relation to width (characteristic 2)
- (c) Young shoot: anthocyanin coloration (characteristic 5)
- (d) Leaf blade: main color on upper side (characteristic 12)
 - green
 - yellow
 - green
 - grey green
 - purple green
- (e) Leaf blade: secondary color (characteristic 13)
 - white
 - pinkish white
 - yellow
 - yellow red
- (f) Sepal: color (characteristic 20)
 - pinkish white
 - light pink
 - orange pink

Apple: Fruit color



Apple: Fruit color



10. Technical Questionnaire



TECHNICAL QUESTIONNAIRE	Page {x} of {y}	Reference Number:
-------------------------	-----------------	-------------------

	Application date: (not to be filled in by the applicant)
--	---

TECHNICAL QUESTIONNAIRE
to be completed in connection with an application for plant breeders' rights

1. Subject of the Technical Questionnaire

- 1.1 Genus
- 1.2 Species []
(please complete)
- 1.3 Hybrid []
Species
(please complete)

2. Applicant

Name

TECHNICAL QUESTIONNAIRE	Page {x} of {y}	Reference Number:
5. Characteristics of the variety to be indicated (the number in brackets refers to the corresponding characteristic in Test Guidelines; please mark the note which best corresponds).		
Characteristics	Example Varieties	Note
5.5 Fruit: hue of over color – with bloom removed (37)		
orange red	Cox's Orange Pippin, Egremont Russet	1[]
pink red	Cripps Pink, Delorgue	2[]
red	Akane, Galaxy, Red Elstar, Regal Prince	3[]
purple red	Red Jonaprince, Spartan	4[]
brown red	Fiesta, Joburn, Lord Burghley	5[]
5.6 Fruit: pattern of over color (39)		
only solid flush	Red Jonaprince, Richared Delicious	1[]
solid flush with weakly defined stripes	Galaxy	2[]
solid flush with strongly defined stripes	Jonagored	3[]
weakly defined flush with strongly defined stripes	Gravensteiner	4[]
only stripes (no flush)	Helios	5[]
flushed and mottled	Elstar	6[]
flushed, striped and mottled	Jonagold	7[]

Grouping Characteristic

Function	Criteria
<p>characteristics in which the documented states of expression, even where recorded at different locations, can be used either individually or in combination with other such characteristics:</p> <ol style="list-style-type: none"> 1. to select varieties of common knowledge that can be excluded from the growing trial used for examination of distinctness, and/or 2. to organize the growing trial so that similar varieties are grouped together 	<ol style="list-style-type: none"> 1.(a) Qualitative characteristics or (b) Quantitative or pseudo-qualitative characteristics which provide useful discrimination between the varieties of common knowledge from documented states of expression recorded at different locations. 2. Must be useful for functions 1 and 2. 3. Should be an asterisked characteristic and/or included in the Technical Questionnaire or application form.

Relationship between functions

- (a) **GROUPING CHARACTERISTICS** selected from the Table of Characteristics should, in general, **receive an asterisk** in the Table of Characteristics and be **included in the Technical Questionnaire**.
- (b) **TQ CHARACTERISTICS** selected from the Table of Characteristics should, in general, **receive an asterisk** in the Table of Characteristics and be **used as grouping characteristics**. TQ characteristics are **not restricted to** those characteristics used as **grouping characteristics**;
- (c) **ASTERISKED CHARACTERISTICS** are **not restricted to** those characteristics selected as **grouping or TQ characteristics**.

Questions

3. GUIDANCE ON DRAFTING TEST GUIDELINES (Document TGP/7)

UPOV provides guidance by:

- The “General Introduction” (TG/1/3)
 - General technical principles
 - Organization of DUS Testing
 - Associated “TGP” Documents (e.g. statistical methods)

AND

- **“Test Guidelines”**
 - **Species/Crop-specific recommendations developed by crop experts**
 - **TGP/7 “Development of Test Guidelines” adopted**

3. GUIDANCE ON DRAFTING TEST GUIDELINES

a) Subject of the Test Guidelines, Material Required and Method of Examination

Example

1. Subject of these Test Guidelines

- These Test Guidelines apply to all varieties of *Theobroma cacao* L.

2. Material Required

2.2 The material is to be supplied in the form of **seed or plants**.

2.3 The minimum quantity of plant material, to be supplied by the applicant, should be:

- seed-propagated varieties: **20 fresh seeds**
- vegetatively propagated varieties: **5 plants**

76

Example

Method of Examination

3.1 Number of Growing Cycles

- 3.1.1 The minimum duration of tests should normally be **two independent growing cycles**.
- In particular, it is essential that the trees produce a **satisfactory crop of fruit** in each of the two growing cycles.
- 3.1.2 The **growing cycle** is considered to be the duration of a **single growing season**, beginning with vegetative growth, followed by flowering and fruit harvest.

3.4 Test Design

- 3.4.1 Each test should be designed to result in a total of **at least 10 plants** in the case of seed-propagated plants or, in the case of vegetatively propagated varieties, in a total of **at least 5 plants**.

Example

Method of Examination

Assessment of **Distinctness**

4.1.4 Number of Plants / Parts of Plants to be Examined

Seed-propagated varieties: [...] all observations on single plants should be made on **10 plants** or parts taken from each of 10 plants and any other observations made on all plants in the test, disregarding any off-type plants.

Vegetatively propagated varieties: [...] all observations should be made on 5 plants or parts taken from each of **5 plants**, disregarding any off-type plants.

78

Example

Method of Examination

4.2 Uniformity

- 4.2.2 Vegetatively propagated varieties
- For the assessment of uniformity of vegetatively propagated varieties, a population standard of 1% and an acceptance probability of 95% should be applied. In the case of a sample size of 5 plants, no off-types are allowed.
- 4.2.3 Seed propagated varieties
- The assessment of uniformity for seed-propagated varieties should be according to the recommendations for cross-pollinated varieties in the General Introduction.

79

10 Chapters of UPOV Test Guidelines

1. Subject of the Test Guidelines
2. Material Required
3. Methods of Examination
4. Assessment of Distinctness, Uniformity and Stability
5. Grouping of Varieties and Organization of the Growing Trial
6. Introduction to the Table of Characteristics
- 7. Table of Characteristics**
8. Explanation on the Table of Characteristics
9. Literature
10. Technical Questionnaire

TGP/7 :“Development of Test Guidelines”

Section 3. Guidance for Drafting Test Guidelines

- The **TG Template**
- Additional Standard Wording** for the TG Template
- Guidance Notes** for the TG Template

Web-Based TG Template

Web-Based TG Template

Edit TG: List of characteristics

Access list of grouping chars. or explanations covering several chars.

View all characteristics

Seq.No	Name	Status of Expression/Notes	Example Variables	Grouping	Type of Expression	Methods of Observation/Type of Plot	Growth Stages	Add to TG	Explanation covering individual characteristics	Explanation covering several characteristics	Add Explanations
1	Plant growth habit	height1 leaf1 upgrowth1 spreading1	Nagami Mekus Fukuoka	<input checked="" type="checkbox"/>	QR	VG		<input type="checkbox"/>		View Explanation	Add Explanations
2	Plant density of branches	spare1 leaf2 up1 dense1	Tokyo1-Mekus Mekus Mekus	<input checked="" type="checkbox"/>	QR	VG		<input type="checkbox"/>	View Explanation	View Explanation	Add Explanations
3	One-year-old shoot length	shor1 medium1 long1	Nagami Mekus Tokyo1-Mekus	<input checked="" type="checkbox"/>	QR	M5 VG		<input type="checkbox"/>		View Explanation	Add Explanations
4	One-year-old shoot thickness	thor1 medium1 thick1	Mekus Nagami Mekus	<input checked="" type="checkbox"/>	QR	M5 VG		<input type="checkbox"/>		View Explanation	Add Explanations
5	One-year-old shoot length of internodes	shor1 medium1 long1	Nagami Mekus Tokyo1-Mekus	<input checked="" type="checkbox"/>	QR	M5 VG		<input type="checkbox"/>		View Explanation	Add Explanations

Comment Function for Interested Experts

Table of Characteristics

List of Characteristics

Seq.No	Name	Status of Expression/Notes	Example Variables	Grouping	Type of Expression	Methods of Observation/Type of Plot	Growth Stages	Add to TG	Explanation covering individual characteristics	Explanation covering several characteristics	Add Comments
1	Plant growth habit	height1 leaf1 upgrowth1 spreading1	Nagami Mekus Fukuoka	<input checked="" type="checkbox"/>	QR	VG		<input type="checkbox"/>		View Explanation	Add Comments
2	Plant density of branches	spare1 leaf2 up1 dense1	Tokyo1-Mekus Mekus Mekus	<input checked="" type="checkbox"/>	QR	VG		<input type="checkbox"/>	View Explanation	View Explanation	Add Comments
3	One-year-old shoot length	shor1 medium1 long1	Nagami Mekus Tokyo1-Mekus	<input checked="" type="checkbox"/>	QR	M5 VG		<input type="checkbox"/>		View Explanation	Add Comments
4	One-year-old shoot thickness	thor1 medium1 thick1	Mekus Nagami Mekus	<input checked="" type="checkbox"/>	QR	M5 VG		<input type="checkbox"/>		View Explanation	Add Comments
5	One-year-old shoot length of internodes	shor1 medium1 long1	Nagami Mekus Tokyo1-Mekus	<input checked="" type="checkbox"/>	QR	M5 VG		<input type="checkbox"/>		View Explanation	Add Comments

Demonstration

3. GUIDANCE ON DRAFTING TEST GUIDELINES

b) Method of observation (MS, MG, VS, VG)

35	QN	MG/VG	(+)				
		Time of beginning of flowering					
		early					3
		medium				Minaud	5
		late				Golden Panache	7

Method of Observation

M: Measurement:

an objective observation against a calibrated, linear scale (e.g. using a ruler, weighing scales, colorimeter, dates, counts, etc.);

V: Visual observation:

includes observations where the expert uses reference points (e.g. diagrams, example varieties, side-by-side comparison) or non-linear charts (e.g. color charts).

“Visual” observation refers to the sensory observations of the expert and, therefore, also includes smell, taste and touch.

TGP/9 “Examining Distinctness”

Method of propagation of the variety	Type of expression of characteristic		
	QL (QUAL itative)	PQ (PSEUDO qualitative)	QN (QUANT itative)
Vegetatively propagated, self-pollinated	Notes (VG)	Notes (VG) Side-by-side (VG)	Notes (VG/MG/MS) Side-by-side (VG) Statistics (MG/MS)
Cross-pollinated	Notes (VG) Statistics (VS*)	Notes (VG) Side-by-side (VG) Statistics (VS*)	Statistics ([MG]/MS/VS) Side-by-side (VG) Notes (VG/MG/MS)
Hybrids	Notes (VG) Statistics (VS*)	Notes (VG) Side-by-side (VG) Statistics (VS*)	**

TGP/9 “Examining Distinctness”

V= Visual observation

Method of propagation of the variety	Type of expression of characteristic		
	QL (QUAL itative)	PQ (PSEUDO qualitative)	QN (QUANT itative)
Vegetatively propagated, Self-pollinated	Notes (VG)	Notes (VG) Side-by-side (VG)	Notes (VG/MG/MS) Side-by-side (VG) Statistics (MG/MS)
Cross-pollinated	Notes (VG) Statistics (VS*)	Notes (VG) Side-by-side (VG) Statistics (VS*)	Statistics ([MG]/MS/VS) Side-by-side (VG) Notes (VG/MG/MS)
Hybrids	Notes (VG) Statistics (VS*)	Notes (VG) Side-by-side (VG) Statistics (VS*)	**

TGP/9 "Examining Distinctness"

**V= Visual observation or
M= Measurement**



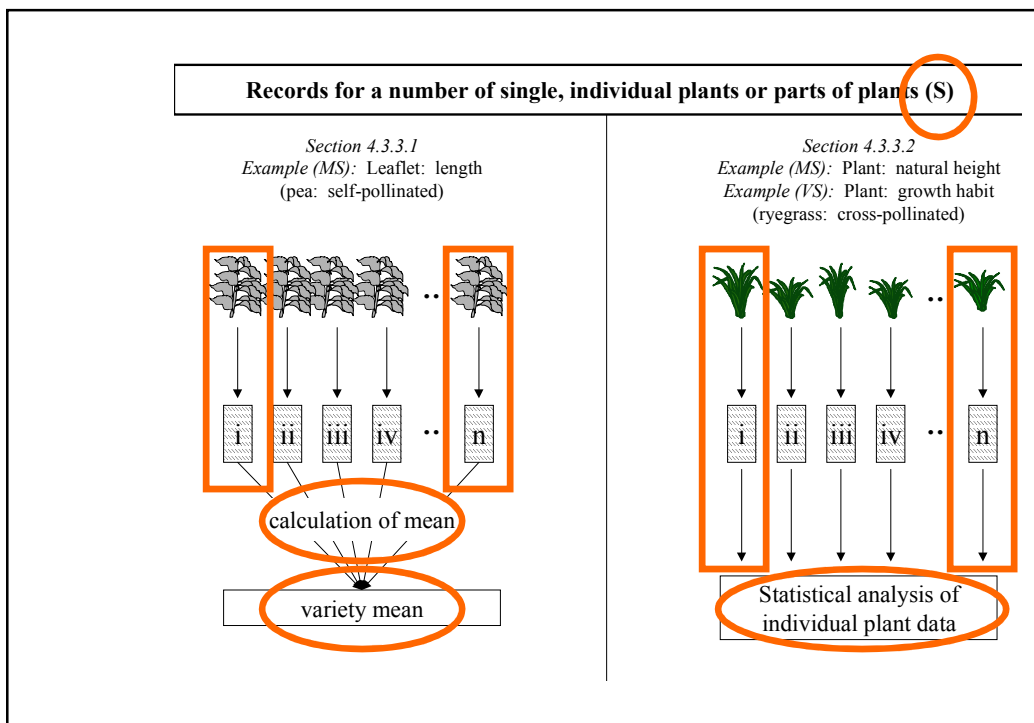
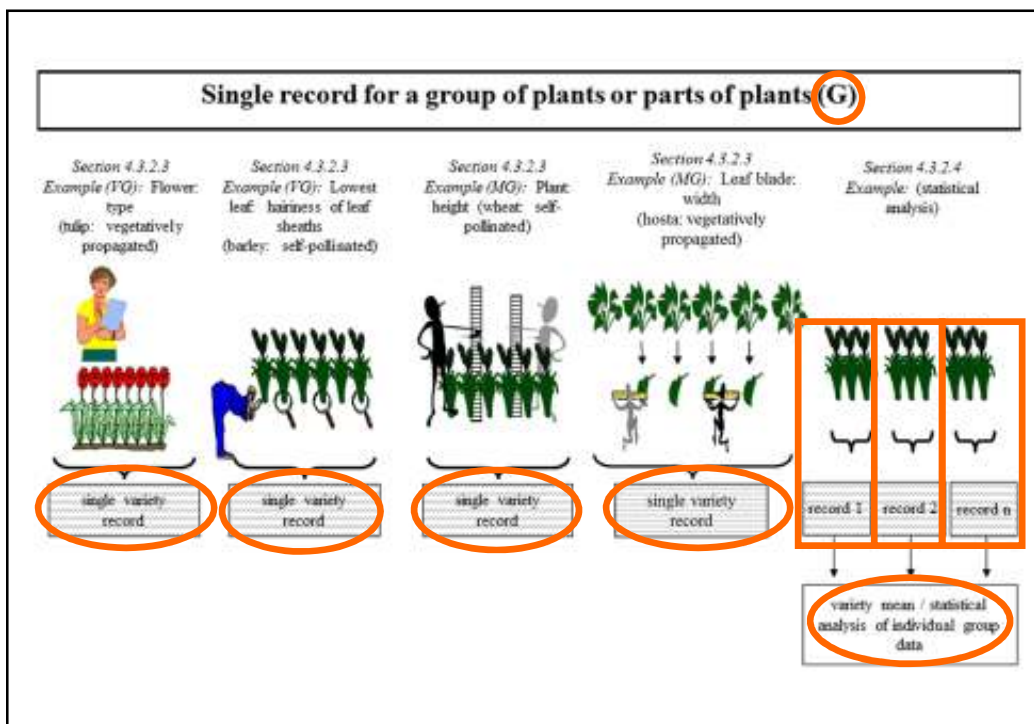
	Type of expression of characteristic		
Method of propagation of the variety	QL (QUAL itative)	PQ (PSEUDO qualitative)	QN (QUANT itative)
Vegetatively propagated, self-pollinated	<i>Notes (VG)</i>	<i>Notes (VG) Side-by-side (VG)</i>	<i>Notes (VG/MG/MS) Side-by-side (VG) Statistics (MG/MS)</i>
Cross-pollinated	<i>Notes (VG) Statistics (VS*)</i>	<i>Notes (VG) Side-by-side (VG) Statistics (VS*)</i>	<i>Statistics ([MG]/MS/VS) Side-by-side (VG) Notes (VG/MG/MS)</i>
Hybrids	<i>Notes (VG) Statistics (VS*)</i>	<i>Notes (VG) Side-by-side (VG) Statistics (VS*)</i>	**

Type of Record (for the purposes of distinctness)

G: **single record** for a variety, or a **GROUP of plants** or parts of plants;

In most cases, "G" provides a single record per variety and it is not possible or necessary to apply statistical methods in a plant-by-plant analysis for the assessment of distinctness.

S: **records** for a number of **SINGLE**, individual **plants** or parts of plants ...



Questions

EXERCISE

3. GUIDANCE ON DRAFTING TEST GUIDELINES

*c) Types of Expression (QL, PQ, QN),
notes and distinctness;*

**TYPE OF EXPRESSION OF
CHARACTERISTICS
(QL, QN, PQ)**

Types of Expression


QL: QUALITATIVE

QN: QUANTITATIVE

PQ: PSEUDO-QUALITATIVE

7. Table of Characteristics/Tableau des caractères/Merkmalstabelle/Tabla de caracteres

	English	français	deutsch	español	Example Varieties Exemples Beispielsorten Variedades ejemplo	Note/ Nota
1. (*)	PQ VG	(+)				
	Plant: growth habit	Plante : port	Pflanze: Wuchsform	Planta: hábito de crecimiento		
	upright	dressé	aufrecht	erguido	Edward Goucher	1
	semi-upright	semi dressé	halbaufrecht	semierguido	Minaud	2
	rounded				Golden Panache	3
	spreading	étalé	breitwüchsig	extendido	Lynn	4
2. (*)	QN VG					
	Plant: height in relation to width	Plante : hauteur par rapport à la largeur	Pflanze: Höhe im Verhältnis zur Breite	Planta: altura en relación con la anchura		
	taller than broad	plus haute que large	höher als breit	más alta que ancha	Edward Goucher, Sherwood	1
	as tall as broad	aussi haute que large	gleich hoch wie breit	tan alta como ancha	Golden Panache	2
	broader than tall	plus large que haute	breiter als hoch	más ancha que alta	Rupestri	3
3.	QN VG	(+)				



QUALITATIVE Characteristics

“Qualitative characteristics” are those that are **expressed in discontinuous states** (e.g. sex of plant: dioecious female (1), dioecious male (2), monoecious unisexual (3), monoecious hermaphrodite (4)).

These states are self-explanatory and independently meaningful. All states are necessary to describe the full range of the characteristic, and every form of expression can be described by a single state. The order of states is not important. As a rule, the **characteristics are not influenced by environment**.

Qualitative characteristic

Clematis: Leaf: type



1
simple



2
ternate



3
biternate



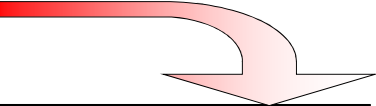
4
triternate









Qualitative (QL) characteristic?

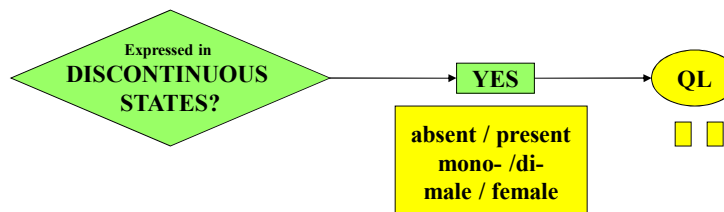
Anthocyanin coloration: QL (=absent / present)?

NO!

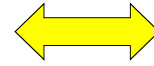


	Variety A	Variety B	Variety C
Environment A	 absent	 present	 absent
Environment B	 absent	 present	 present

QL, QN or PQ?



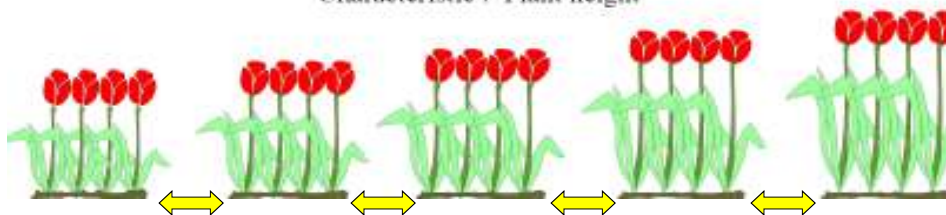
QUANTITATIVE Characteristics

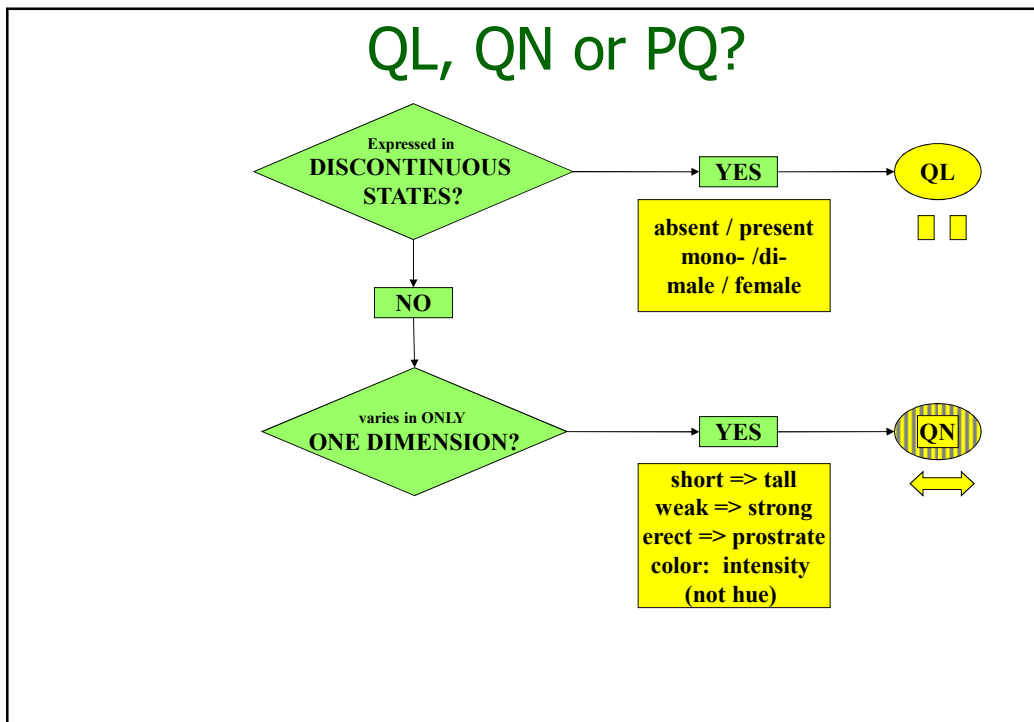


“Quantitative characteristics” are those where the expression covers the full range of variation from one extreme to the other. The **expression can be recorded on a one-dimensional, continuous or discrete, linear scale**. The range of expression is divided into a number of states for the purpose of description (e.g. length of stem: very short (1), short (3), medium (5), long (7), very long (9)). The division seeks to provide, as far as is practical, an even distribution across the scale. The Test Guidelines do not specify the difference needed for distinctness. The states of expression should, however, be meaningful for DUS assessment.

Quantitative Characteristic

Characteristic : Plant height





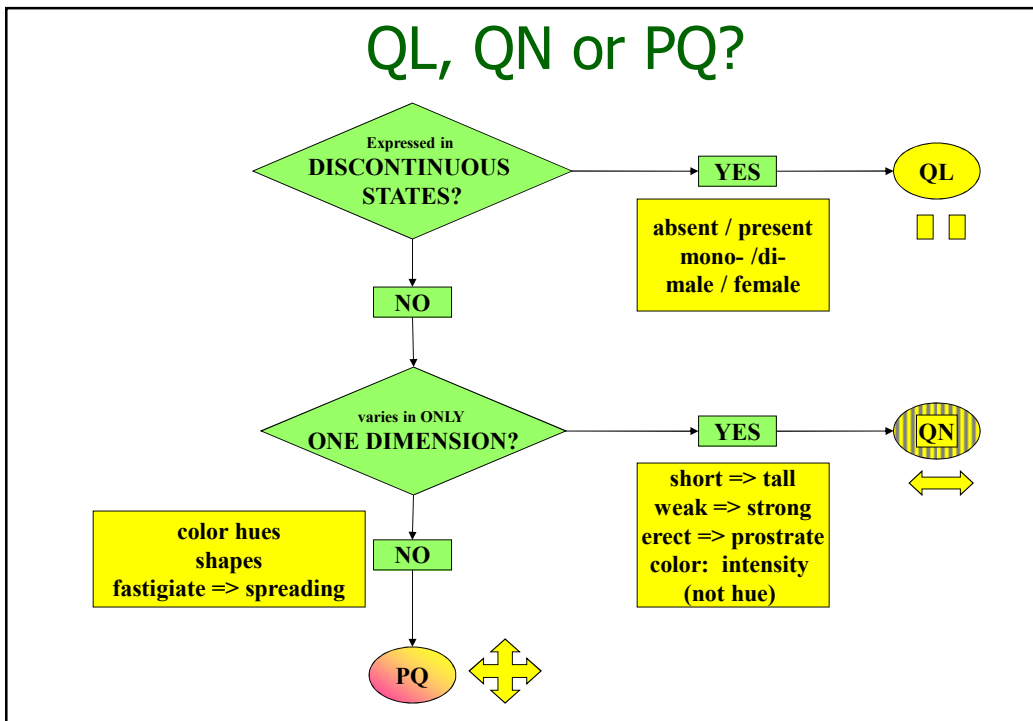
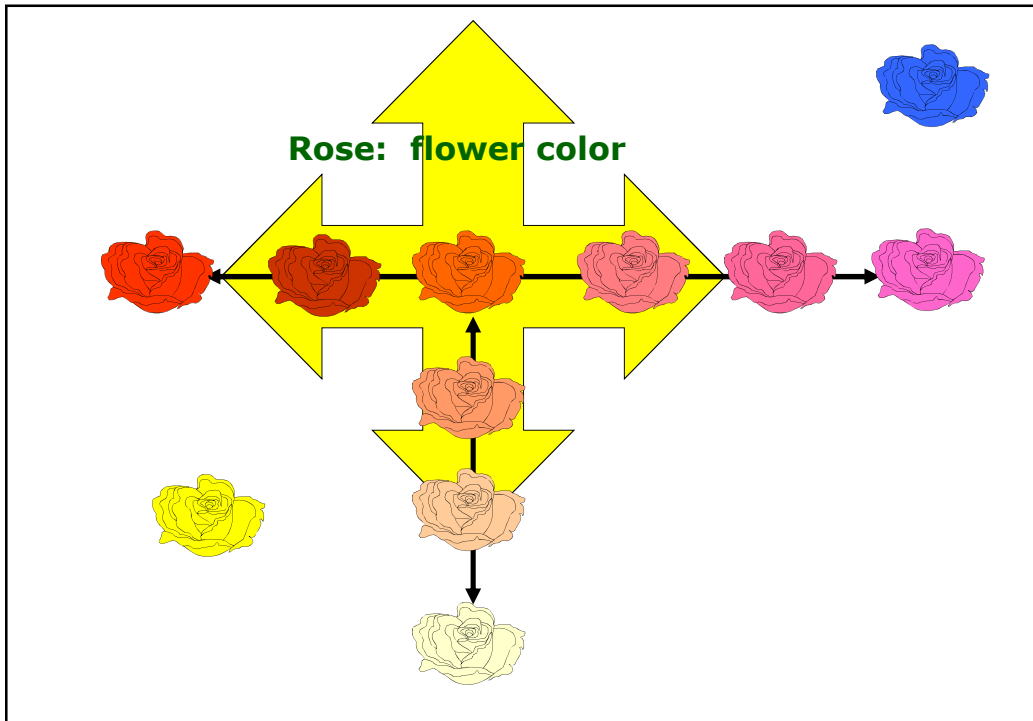
PSEUDO-QUALITATIVE Characteristics

In the case of “pseudo-qualitative characteristics,” the **range of expression is at least partly continuous, but varies in more than one dimension** (e.g. shape: ovate (1), elliptic (2), circular (3), obovate (4)) and cannot be adequately described by just defining two ends of a linear range. In a similar way to qualitative (discontinuous) characteristics – hence the term “pseudo-qualitative” – each individual state of expression needs to be identified to adequately describe the range of the characteristic.

Example



		← broadest part →				
		(below middle)	at middle		(above middle)	
broad (low) ← width (ratio length/width) → narrow (high)			6 linear			
			5 oblong	8 oblanccolate	9 spatulate	
		1 triangular	2 ovate	4 elliptic	7 obovate	10 obtriangular
			3 circular			



EXERCISE

NOTES and DISTINCTNESS
according to
TYPE OF EXPRESSION
(QL, PQ, QN)

Types of Expression

QL: QUALITATIVE

QN: QUANTITATIVE

PQ: PSEUDO-QUALITATIVE

Qualitative characteristic

Clematis: Leaf: type



1
simple



2
ternate



3
biternate



4
triternate



Qualitative Characteristics (special cases)

Char No.	Method of Examination	English	français	deutsch	español	Example Varieties/ Exemples/ Beispielsorten/ Variedades ejemplo	Note/ Nota	
1. (*)	MS C	Plant: ploidy						
QL		diploid					2	
		tetraploid					4	
3. (*)	VG	Stem: anthocyanin coloration						
QL		absent				Gumpoong	1	
		present				Chunpoong, Gopoong	9	

Qualitative Characteristics: distinctness

In qualitative characteristics, the difference between two varieties may be considered clear if one or more characteristics have expressions that fall into **two different states in the Test Guidelines**. Varieties should not be considered distinct for a qualitative characteristic if they have the same state of expression.

(e.g. sex of plant: dioecious female (1), dioecious male (2), monoecious unisexual (3), monoecious hermaphrodite (4)).

Types of Expression

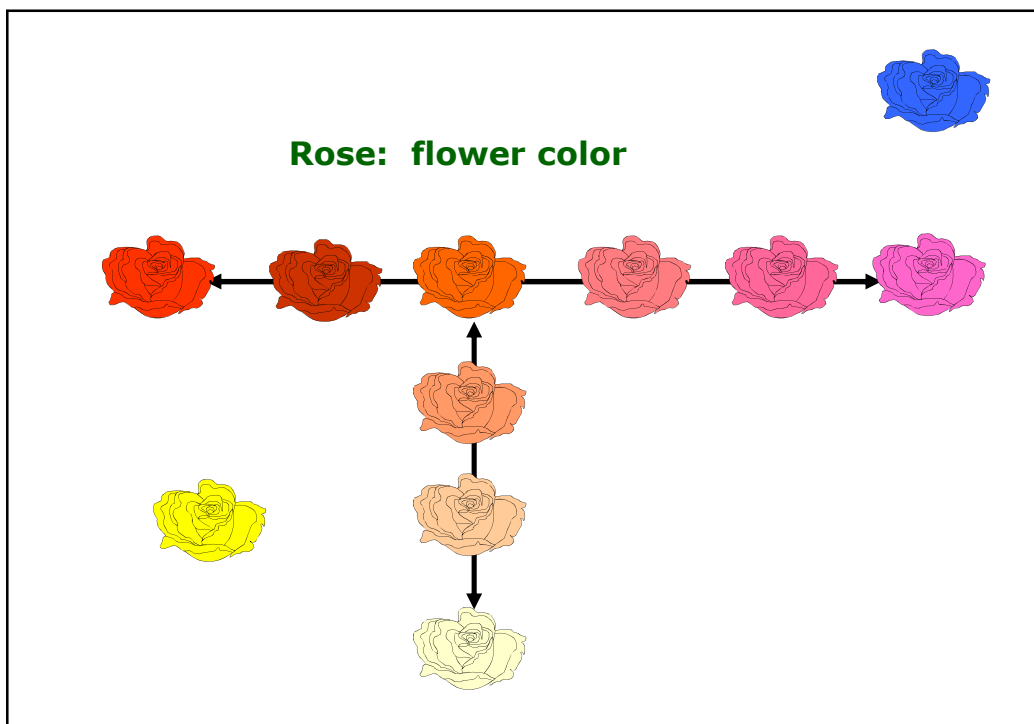
QL: QUALITATIVE

QN: QUANTITATIVE

PQ: PSEUDO-QUALITATIVE

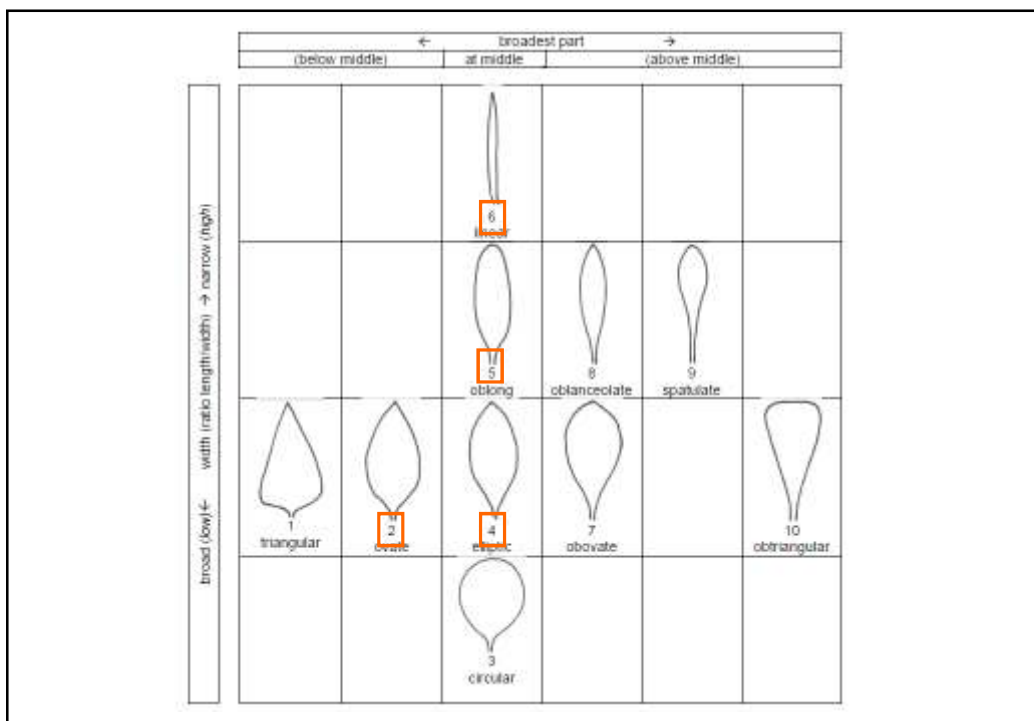
PSEUDO-QUALITATIVE Characteristics

In the case of “pseudo-qualitative characteristics,” the **range of expression is at least partly continuous, but varies in more than one dimension** (e.g. shape: ovate (1), elliptic (2), circular (3), obovate (4)) and cannot be adequately described by just defining two ends of a linear range. In a similar way to qualitative (discontinuous) characteristics – hence the term “pseudo-qualitative” – each individual state of expression needs to be identified to adequately describe the range of the characteristic.



PSEUDO-QUALITATIVE Characteristics (typical examples)

24. Flower: color of the center (+)	Fleur: couleur du centre	Farbe der Mitte	Flor: color del centro	
PQ green	vert	grün	verde	1
yellow	jaune	gelb	amarillo	2
orange	orange	orange	naranja	3
pink	rose	rosa	rosa	4
red	rouge	rot	rojo	5
purple	pourpre	purpum	púrpura	6



Types of Expression

QL: QUALITATIVE

QN: QUANTITATIVE

PQ: PSEUDO-QUALITATIVE

QUANTITATIVE Characteristics

“Quantitative characteristics” are those where the expression covers the full range of variation from one extreme to the other. The **expression can be recorded on a one-dimensional, continuous or discrete, linear scale**. The range of expression is divided into a number of states for the purpose of description (e.g. length of stem: very short (1), short (3), medium (5), long (7), very long (9)). The division seeks to provide, as far as is practical, an even distribution across the scale. The Test Guidelines do not specify the difference needed for distinctness. The states of expression should, however, be meaningful for DUS assessment.

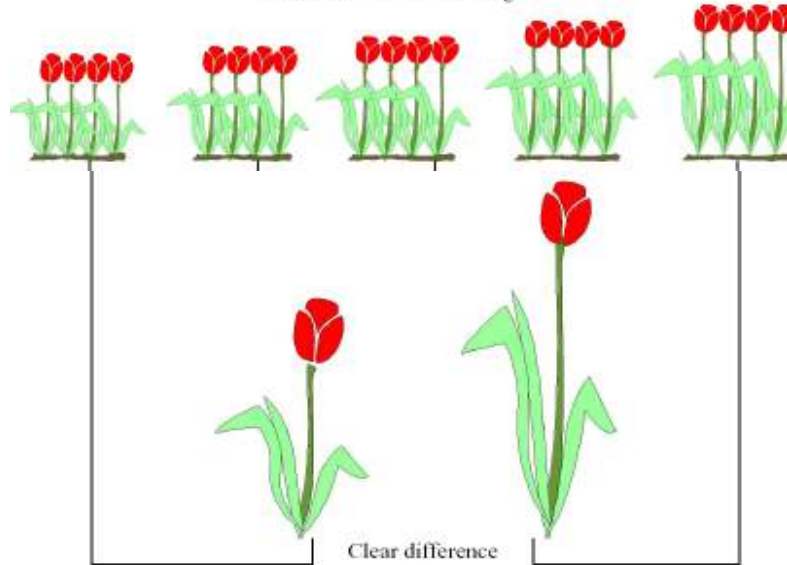
Quantitative Characteristics: distinctness

Quantitative characteristics are considered for distinctness according to the method of observation and the features of propagation of the variety concerned...

Quantitative Characteristic

Clear difference

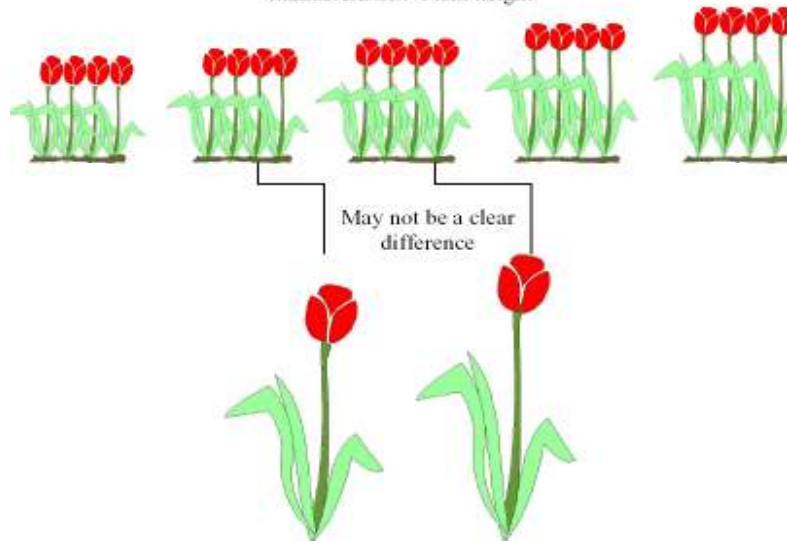
Characteristic : Plant height



Quantitative Characteristic

Clear difference

Characteristic : Plant height



Quantitative Characteristics (1-9)

weak/strong
short/long
small/large

Note	State
1	very weak (or: absent or very weak)
2	very weak to weak
3	weak
4	weak to medium
5	medium
6	medium to strong
7	strong
8	strong to very strong
9	very strong

Note	State
1	very small (or: absent or very small)
2	very small to small
3	small
4	small to medium
5	medium
6	medium to large
7	large
8	large to very large
9	very large

Quantitative Characteristics (1-9)

Standard Range Version 1	Standard Range Version 2	Standard Range Version 3	Standard Range Version 4
1 very weak (or: absent or very weak)	1 very weak (or: absent or very weak)	-	-
3 weak	3 weak	3 weak	3 weak
5 medium	5 medium	5 medium	5 medium
7 strong	7 strong	7 strong	7 strong
9 very strong	-	9 very strong	-

Quantitative Characteristics (1-9)

State	Example 1 Size relative to:	Example 2 Angle:	Example 3 Position:	Example 4 Length in relation to:
1	much smaller	very acute	at base	equal
3	moderately smaller	moderately acute	one quarter from base	slightly shorter
5	same size	right angle	in middle	moderately shorter
7	moderately larger	moderately obtuse	one quarter from apex end	much shorter
9	much larger	very obtuse	at apex	very much shorter

Quantitative Characteristics (at least 3 notes)

Example 2	
1	e.g. absent or weak <i>(absent or weakly expressed)</i>
2	moderate (or medium) <i>(moderately expressed)</i>
3	strong <i>(strongly expressed)</i>

State	Example 1 Stem: attitude
1	erect
3	semi-erect
5	prostrate

NOTES
versus
SIDE-BY-SIDE COMPARISON
(Quantitative characteristics)

TGP/9 “Examining Distinctness”

5.2 Approaches for assessing distinctness

5.2.1 Introduction

5.2.1.1 Approaches for assessment of distinctness based on the growing trial can be summarized as follows:

- (a) **Side-by-side visual comparison** in the growing trial (see Section 5.2.2);
- (b) **Assessment by Notes / single variety records (“Notes”)**: the assessment of distinctness is based on the recorded state of expression of the characteristics of the variety (see Section 5.2.3);
- (c) Statistical analysis of growing trial data:

Quantitative Characteristics: distinctness

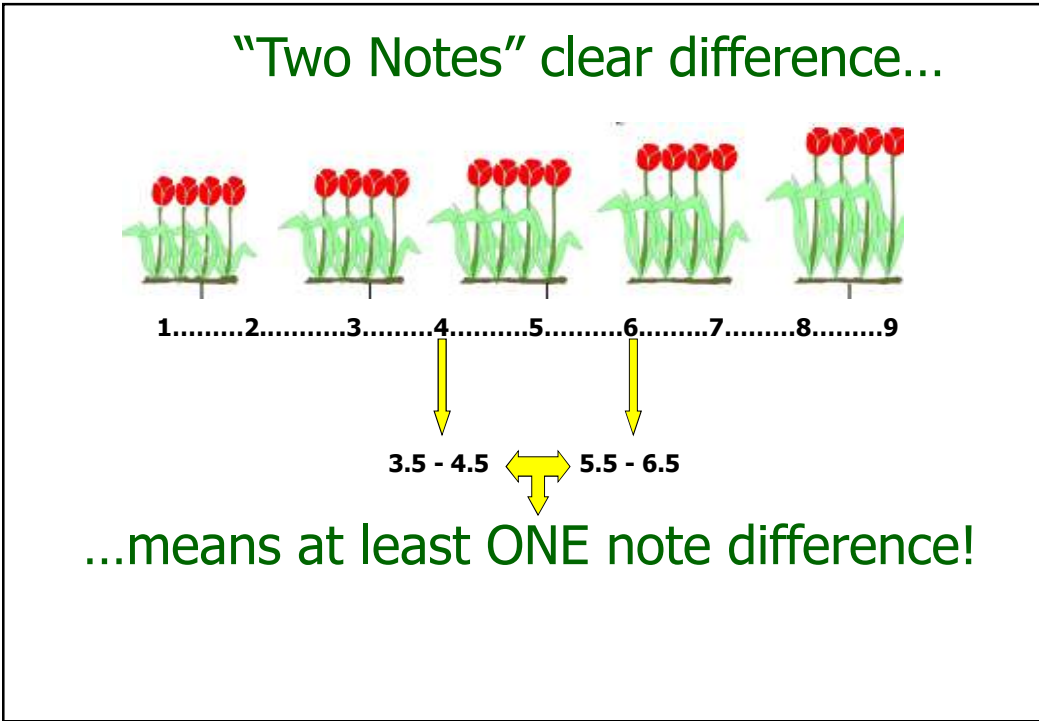
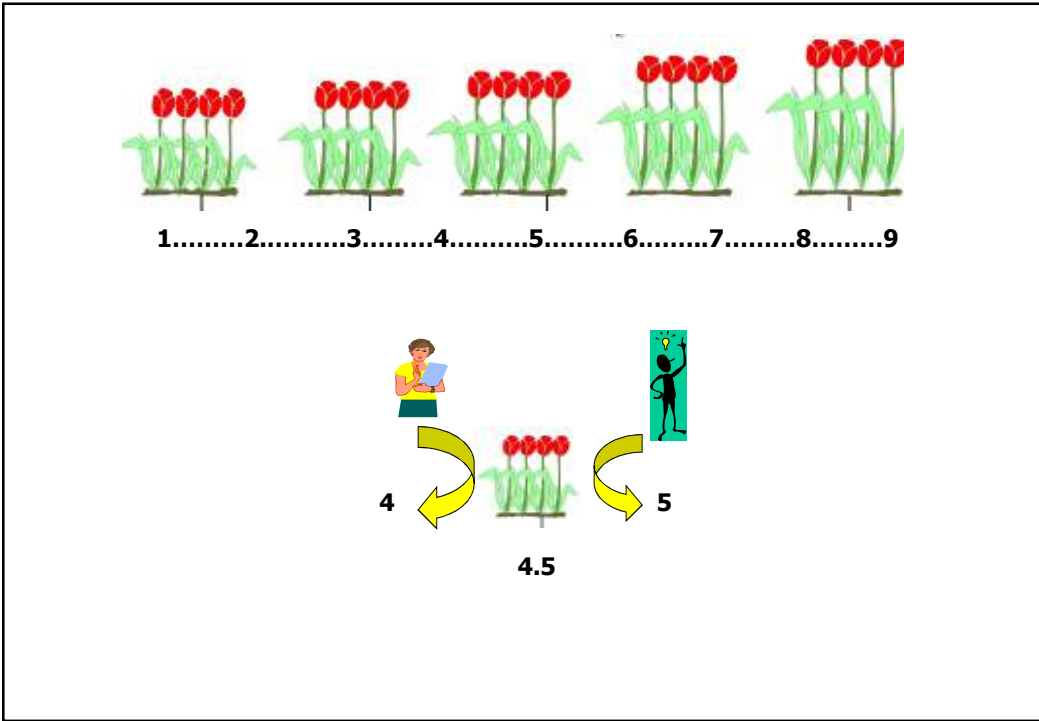
The General Introduction explains that, in the case of visually observed quantitative characteristics:

“5.5.2.2.2 **A direct comparison between two similar varieties is always recommended**, since direct pairwise comparisons are the most reliable. In each comparison, **a difference between two varieties is acceptable as soon as it can be assessed visually and could be measured, although such measurement might be impractical or require unreasonable effort.**”

TGP/9 “Examining Distinctness”

5.2.3.1.2 Where the requirements for distinctness assessment by Notes / single variety records are met it would usually also be possible to make a side-by-side visual comparison. However, in the case of assessment by Notes / single variety records, such proximity is not required, which is a particular advantage where the growing trial contains a large number of varieties and where there are limited possibilities for ensuring that all similar varieties are grouped together in the growing trial. ...

On the other hand, because the varieties are not the subject of a side-by-side visual comparison, the difference required between varieties as a basis for distinctness is, with the exception of qualitative characteristics (see below), somewhat greater.



Quantitative Characteristics: distinctness

Quantitative characteristics are considered for distinctness according to the method of observation and the features of propagation of the variety concerned.

Test Guidelines (TGP/7)

Difference of **two Notes to represent a clear difference if the comparison** between two varieties is performed **at the level of Notes:**

Quantitative Characteristics: distinctness

35.	QN	MG/VG	(+)			
	Time of beginning of flowering					
	early					3
	medium				Minaud	5
	late				Golden Panache	7

1 to 9 scale: Notes 1 and 3, Notes 2 and 4, Notes 3 and 5 etc.
represent a clear difference


Quantitative Characteristics: distinctness

TG/233/1
Diascia/Diascie, 2007-03-28
- 9 -

	English	français	Deutsch	español	Example Varieties/ Exemples/ Beispielsorten/ Variedades ejemplo	Note/ Nota
5.	Stem: anthocyanin coloration below inflorescence	Tige: pigmentation anthocyanique sous inflorescence	Trieb: Anthocyanfärbung unter dem Blütenstand	Tallo: pigmentación antocianica por debajo de la inflorescencia		
QN	absent or weak	absente ou faible	fehlend oder gering	ausente o débil	Heccharm	1
	medium	moyenne	mittel	media	Hecrace	2
	strong	forte	stark	fuerte		3

1 to 3 scale: only Notes 1 and 3 represent a clear difference

Process levels other than Notes...



Transformation of Observations and Measurements into Notes for Distinctness and for Variety Descriptions

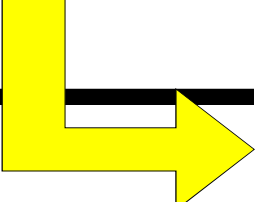
Beate Rücker
Federal Variety Office, Hannover, Germany

Seminar on DUS Testing, Geneva, March 18-20, 2010

UPOV Documents

First restricted area

CAJ	Administrative and Legal Committee
CAJ-AG	Administrative and Legal Committee Advisory Group
TC	Technical Committee
TC-EDC	Enlarged Editorial Committee
TWA	Technical Working Party for Agricultural Crops
TWC	Technical Working Party on Automation and Computer Programs
TWF	Technical Working Party for Fruit Crops
TWO	Technical Working Party for Ornamental Plants and Forest Trees
TWV	Technical Working Party for Vegetables
RMT	Working Group on Biochemical and Molecular Techniques, and DNA-Profiling in Particular
BMT-RG	Ad hoc Subgroup of Technical and Legal Experts of Biochemical and Molecular Techniques
BMT-Crop Subgroups	Working Group on Biochemical and Molecular Techniques, and DNA-Profiling in Particular – Crop Subgroups
WG-IPBR	Ad hoc Working Group to Study the Impact of Plant Breeders' Rights
WG-PVD	Ad hoc Working Group on the Publication of Variety Descriptions
WG-VD	Ad hoc Working Group on Variety Denominations
Seminar on DUS Testing	UPOV, Geneva, March 18 to 20, 2010



Questions

3. GUIDANCE ON DRAFTING TEST GUIDELINES

d) Shape and Color Characteristics

TGP/14: Shape

Characteristics related to shape, could use the following components:

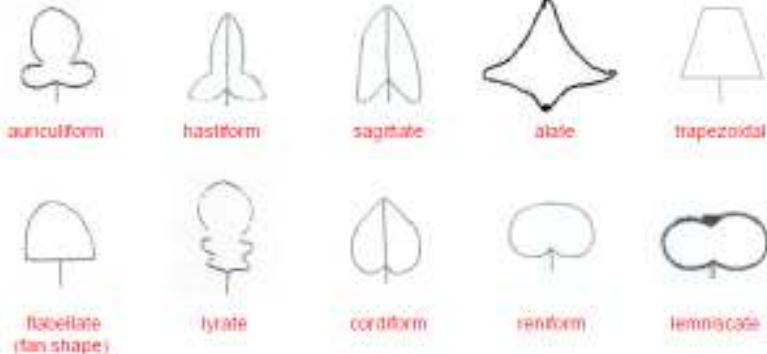
- Shape: e.g. ovate (1), elliptic (2), circular (3), obovate (4)...
- Ratio length/ width (from low to high)
- Position of broadest part
- Shape of base
- Shape of apex
- Lateral outline

TGP/14: Shape

1.6 The following chart (Chart for Other Plane Shapes) illustrates some other common plane shapes:















Chart for Other Plane Shapes

























































For each of the shapes below, ranges for ratio length/width and position of broadest part can be developed, in a similar way to that shown in the Chart for Simple Symmetric Plane Shapes (Section 1.5).



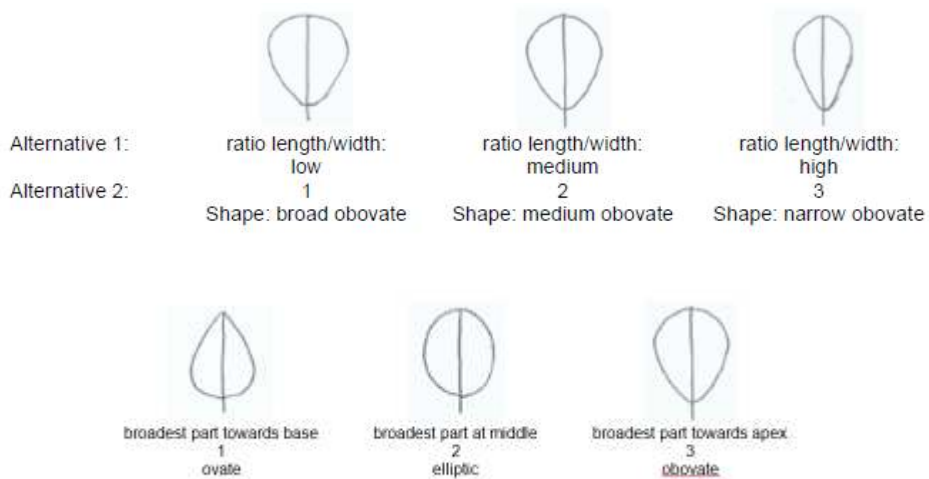
TGP/14: Shape

Chart for Simple Symmetric Plane Shapes

shape	very compressed	moderately compressed	slightly compressed	medium	slightly elongated	moderately elongated	very elongated
ratio length/width	very low	low	low to medium	medium	medium to high	high	very high
Parallel set							
oblong							
Rounded set							
ovate							

shape	very compressed	moderately compressed	slightly compressed	medium	slightly elongated	moderately elongated	very elongated
ratio length/width	very low	low	low to medium	medium	medium to high	high	very high
Parallel set							
oblong							
Rounded set							
ovate							
obovate							
Angular set							
triangular							
trifoliate							
rhombic							
obovate							
obtriangular							

TGP/14: Shape



TGP/14: Shape



Alternative 1

- (a) position of broadest part (QN):
e.g. strongly towards base (1); moderately towards base (3); at middle (5); moderately towards apex (7); strongly towards apex (9)
- (b) ratio length/width (QN):
e.g. very low (1); low (3); medium (5); high (7); very high (9)

TGP/14: Shape

Alternative 2


General shape (PG): triangular (1); ovate (2); circular (3); elliptic (4); oblong (5); linear (6); obovate (7); oblanceolate (8); spatulate (9); obtriangular (10)

(Note: Where the overall shape is presented as a single pseudo-qualitative characteristic, the order of states should be: primary order, broadest part below middle to broadest part above middle; secondary order, broad to narrow (low to high ratio length/width)).


		← broadest part →				
		(below middle)	at middle	(above middle)		
narrow (high) → width (ratio length/width) ← broad (low)			6 linear			
			5 oblong	8 oblanceolate	9 spatulate	
		1 triangular	2 ovate	4 elliptic	7 obovate	10 obtriangular
			3 circular			

EXERCISE

Assessing distinctness of a candidate variety



Leaf: shape of central leaflet



Assessing distinctness of a candidate variety



Primary grain: hairiness of base



1
absent or weak



3
medium



5
strong

TGP/14: Color

	state of expression	example
low	single color	yellow, orange, red
level of precision ↓	color range	(a) yellow, yellow orange, orange, orange red, red (b) white, yellowish white, yellow, yellowish orange
	intensity	light yellow, medium yellow, dark yellow
high	RHS Colour Chart No.	RHS 41 B

Species?

Level of variation?

TGP/14: Color

Single color

- A single color has the lowest precision to describe the state of expression.
- Example: Flower: color: white (1); yellow (2); orange (3); red (4)

TGP/14: Color

Color range

- (a) In color combinations the second color indicates the predominant color with **blending of both colors, resulting in what can look like a single color.** For example in "green red" the predominant color is red and in "red green" the predominant color is green.
- Example: Flower: color: white (1); yellow white (2); yellow (3); yellow orange (4); orange (5)
- (b) The use of "ish" in color combinations indicates that there is a **predominant color** (e.g. yellow) together with another minor color. For example,
- Example: Flower: color: whitish (1); yellowish (2); greenish (3)

TGP/14: Color

Intensity

- Depending on the organ described, the intensity can be presented either in relation to a single color or in combination with different colors (example 2).
- Example 1: Leaf: green color of upper side: light (3); medium (5); dark (9)
- Example 2: Flower: color: white (1); light yellow (2); medium yellow (3); dark yellow (4); orange (5)

TGP/14: Color Color Chart

- The “RHS Colour Chart” because of its worldwide availability.
 - UPOV names for colors in document TGP/14: ANNEX.

- “Because daylight varies, color determinations made against a color chart should be made either in a suitable cabinet providing artificial daylight or in the middle of the day in a room without direct sunlight. The spectral distribution of the illuminant for artificial daylight should conform with the CIE Standard of Preferred Daylight D 6500 and should fall within the tolerances set out in the British Standard 950, Part I. These determinations should be made with the plant part placed against a white background”.

- Observations should not be made in direct sunlight. The observations should be made on a cloudy day with sufficient light intensity, or in a shaded area.

Allocation of UPOV Color Groups for each RHS Color in RHS Reference order

RHS COLORS (RHS COLOUR CHART, EDITIONS 1986, 1995, 2001 AND 2007)
BY UPOV COLOR GROUPS

UPOV Group No.	No. RHS	English	français	deutsch	español
11	001A	yellow	jaune	gelb	amarillo
5	001B	yellow green	vert-jaune	gelbgrün	verde amarillento
5	001C	yellow green	vert-jaune	gelbgrün	verde amarillento
5	001D	yellow green	vert-jaune	gelbgrün	verde amarillento
11	002A	yellow	jaune	gelb	amarillo
11	002B	yellow	jaune	gelb	amarillo
5	002C	yellow green	vert-jaune	gelbgrün	verde amarillento
5	002D	yellow green	vert-jaune	gelbgrün	verde amarillento
11	003A	yellow	jaune	gelb	amarillo
11	003B	yellow	jaune	gelb	amarillo
11	003C	yellow	jaune	gelb	amarillo
5	003D	yellow green	vert-jaune	gelbgrün	verde amarillento
11	004A	yellow	jaune	gelb	amarillo
11	004B	yellow	jaune	gelb	amarillo
5	004C	yellow green	vert-jaune	gelbgrün	verde amarillento
10	004D	light yellow	jaune clair	hellgelb	amarillo claro
11	005A	yellow	jaune	gelb	amarillo
11	005B	yellow	jaune	gelb	amarillo
11	005C	yellow	jaune	gelb	amarillo
10	005D	light yellow	jaune clair	hellgelb	amarillo claro
11	006A	yellow	jaune	gelb	amarillo
11	006B	yellow	jaune	gelb	amarillo
11	006C	yellow	jaune	gelb	amarillo
10	006D	light yellow	jaune clair	hellgelb	amarillo claro
11	007A	yellow	jaune	gelb	amarillo
11	007B	yellow	jaune	gelb	amarillo
11	007C	yellow	jaune	gelb	amarillo
11	007D	yellow	jaune	gelb	amarillo

TGP/14: Color

APPROACHES TO DESCRIBE COLORS AND COLOR PATTERNS

- depends on the number of colors...
- the types of color distribution...
- and the number of color patterns possible for the species concerned.

TGP/14: Color

Approach according to the size of the surface
area

- (a) only a few colors, a few types of color distribution and a few patterns to be described,
- the colors are described according to the size of the surface area they cover

“The main color is the color with the largest surface area. In cases where the areas of the main and secondary color are too similar to reliably decide which color has the largest area, [the darkest color] / [the color...[location]Q] is considered to be the main color.”

TGP/14: Color

Approach according to tissue layers

- one layer is covering the other:
- (a) Ground color (**not always the largest** surface area):
 - (i) the **first color to appear** chronologically.
 - (ii) has a **continuous dispersion** across the surface.
- (b) Over color (not always occupying the smallest surface area):
 - a **second color**, such as a flush, spots or blotches developed over time.

APPLE – TG/14/9

35. (*)		Fruit: ground color		37. (*)		Fruit: hue of over color – with bloom removed	
PQ	(f)	not visible	1	PQ	(f)	orange red	1
		whitish yellow	2			pink red	2
		yellow	3			red	3
		whitish green	4			purple red	4
		yellow green	5			brown red	5
		green	6				

Phalaenopsis (TG/213/2(proj.7))



Petal: ground color – RHS Colour Chart 155A - white
Petal: over color – RHS Colour Chart 83A – dark violet

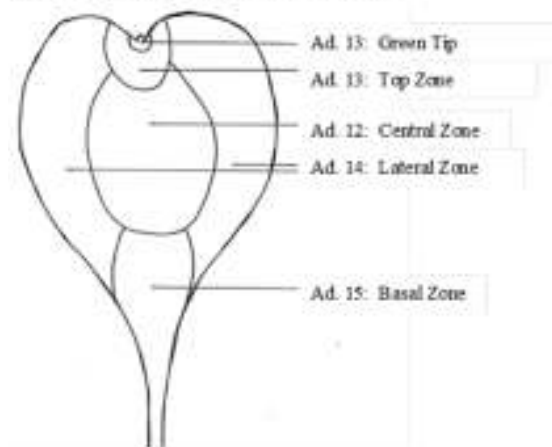
TGP/14: Color

Approach according to defined parts of an organ

- (a) If the different parts of a plant organ can have different colors, the color of these different parts can be described separately.
- Example:
 - Petal: color of margin
 - Petal: color of middle zone
 - Petal: color of base
- (b) When an organ has one color with different intensities, the parts of the organ which are lighter or darker could be described as follows:
- Example:
 - Ray floret: color distribution on upper side:
 - lighter towards base (1); even (2); lighter towards apex (3)

TGP/14: Color

Ad. 12: Outer tepal: main color of central zone
Ad. 13: Outer tepal: main color of top zone (green tip excluded)
Ad. 14: Outer tepal: main color of lateral zone
Ad. 15: Outer tepal: main color of basal zone



Approach according to the RHS Colour Chart number ("Lisbon" approach)

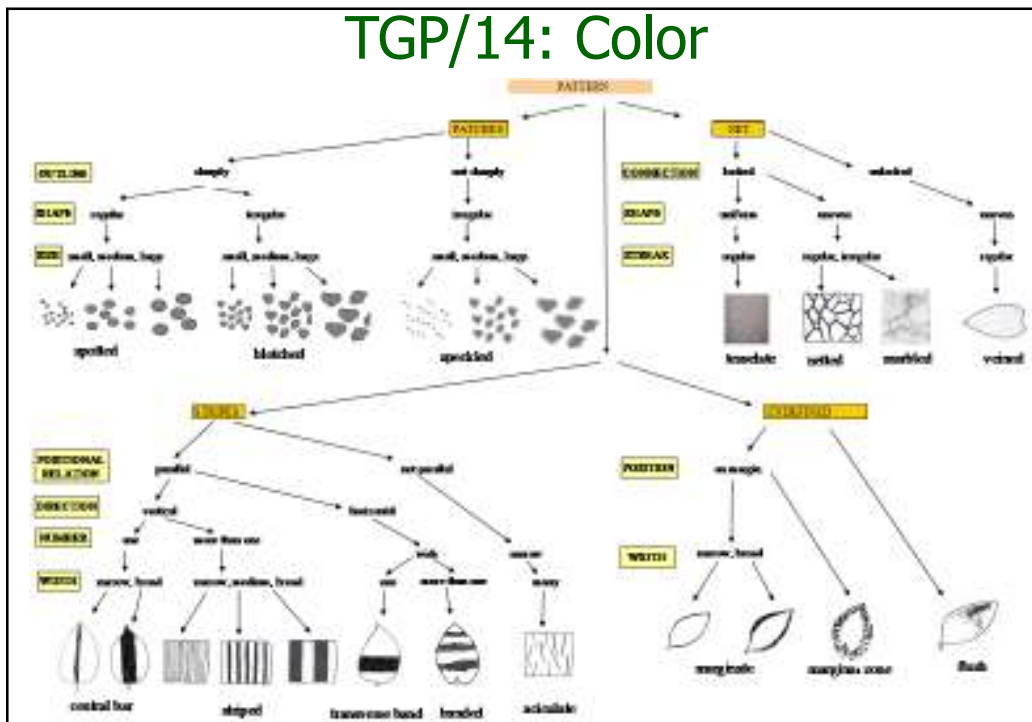
- All colors of the plant part concerned are assessed using the RHS Colour Charts first.
- The color should first be described, followed by:
 - distribution,
 - pattern
 - area,
 - conspicuousness of the color (if necessary).
- The same sequence should be followed for color two, color three and so on. I

Heuchera and Heucherella (TG/280/1)

- 36. Leaf blade: color one – RHS Colour Chart – Yellow-Green 144C
- 37. Leaf blade: color one: distribution – marginal zone (7)
- 38. Leaf blade: color one: pattern – solid or nearly solid (5)
- 39. Leaf blade: color one: total area – very small to small (2)
- 40. Leaf blade: color two – RHS Colour Chart – Greyed-Orange 176B
- 41. Leaf blade: color two: distribution – along veins (2)
- 42. Leaf blade: color two: pattern – solid or nearly solid (5)
- 43. Leaf blade: color two: total area – small (3)
- 44. Leaf blade: color three – RHS Colour Chart – Greyed-Orange 177D but more grey
- 45. Leaf blade: color three: distribution – between veins in intermediate zone (6)
- 46. Leaf blade: color three: pattern – solid or nearly solid (5)
- 47. Leaf blade: color three: total area – large (7)
- 48. Leaf blade: color four – RHS Colour Chart – not applicable
- 49. Leaf blade: color four: distribution – none (1)
- 50. Leaf blade: color four: pattern – not applicable
- 51. Leaf blade: color four: total area – not applicable



TGP/14: Color



TGP/14: Color

Order of states of expression

- normally presented in the following order: white, green, yellow, orange, pink, red, purple, violet, blue, brown, black
- chronological appearance of the color (e.g. as the fruit ripens)

Questions

3. GUIDANCE ON DRAFTING TEST GUIDELINES

e) Example Varieties

7. Table of Characteristics/ Tableau des caractères/ Merkmalstabelle/ Tabla de caracteres

	English	français	Deutsch	español	Example Varieties/ Exemples/ Beispielsorten/ Variedades ejemplo	Note/ Nota
1. (*)	Seed: color	Semence: couleur	Samen: Farbe	Semilla: color		
	white	blanche	weiß	blanco	Verpia	1
	yellow	jaune	gelb	amarillo	Durango	2
	black	noire	schwarz	negro	Kagranner Sommer	3
2. (*) (+)	Seedling: anthocyanin coloration	Plantule: pigmentation anthocyanique	Keimpflanze: Anthocyanfärbung	Plántula: pigmentación antocianica		
	absent	absente	fehlend	ausente	Verpia	1
	present	présente	vorhanden	presente	Pirat	9
3.	Seedling: size of cotyledon (fully developed)	Plantule: taille du cotylédon (à complet développement)	Keimpflanze: Größe des Keimblatts (voll entwickelt)	Plántula: tamaño del cotiledón (plenamente desarrollado)		
	small	petit	klein	pequeño	Romance	3
	medium	moyen	mittel	medio	Expresse	5
	large	grand	groß	grande	Verpia	7

	English	français	deutsch	español	Example Varieties/ Exemples/ Beispielsorten/ Variedades ejemplo	Note/ Nota
14. VG	Leaf blade: intensity of purplish color of lower side	Limbe: intensité de la couleur pourpre de la face inférieure	Blattspreite: Intensität der Purpurfarbe der Unterseite	Limbo: intensidad del color púrpúreo del envés		
QN (a)	very light	très claire	sehr hell	muy claro		1
	light	claire	hell	claro	Perlime	3
	medium	moyenne	mittel	medio		5
	dark	foncée	dunkel	oscuro	Perro	7
	very dark	très foncée	sehr dunkel	muy oscuro	Bora, Purple	9
15. VG	Leaf blade: profile	Limbe: profil	Blattspreite: Profil	Limbo: perfil		
QN (a)	concave	concave	konkav	cóncavo	Perro	3
	plane	plan	flach	plano	Pergro, Saeyeuypsil	5
	convex	convexe	konvex	convexo		7

7. Table of Characteristics/ Tableau des caractères/ Merkmalstabelle/ Tabla de caracteres

	English	français	deutsch	español	Example Varieties/ Exemples/ Beispielsorten/ Variedades ejemplo	Note/ Nota
1. (*) (*)	Plant: growth type	Plante: type de croissance	Pflanze: Wuchstyp	Planta: tipo de crecimiento		
QL (a)	basal clusters	en amas à la base	basale Büschel	en racimos basales		1
	bushy	buissonnant	buschig	arbustivo		2
2. (*)	Only varieties with bushy growth type: Plant: predominant attitude of stems	Variétés à type de croissance buissonnant: Plante: port le plus fréquent des tiges	Nur Sorten mit buschigem Wuchstyp: Pflanze: vorwiegende Haltung der Triebe	Sólo variedades con tipo de crecimiento arbustivo: Planta: porte predominante de los tallos		
QN (a)	upright	dressées	aufrecht	erecto		1
	semi upright	demi-dressées	halbaufrecht	semierecto		3
	horizontal	horizontales	waagrecht	horizontal		5
3.	Only varieties with bushy growth type: Plant: number of stems	Variétés à type de croissance buissonnant: Plante: nombre de tiges	Nur Sorten mit buschigem Wuchstyp: Pflanze: Anzahl Triebe	Sólo variedades con tipo de crecimiento arbustivo: Planta: número de tallos		
QN (a)	few	peu nombreuses	klein	bajo		3
	medium	moyennement nombreuses	mittel	medio		5
	many	nombreuses	groß	alto		7
4. (*) (*)	Plant: height including flowers	Plante: hauteur, fleurs comprises	Pflanze: Höhe einschließlich Blüten	Planta: altura, incluidas las flores		
QN (a)	short	basse	niedrig	corta	Mardi Gras	3
	medium	moyenne	mittel	media	Breakoday	5
	tall	elevée	hoch	larga	Happy Face Pink	7

Example Varieties: the Objective

Clarify states of expression

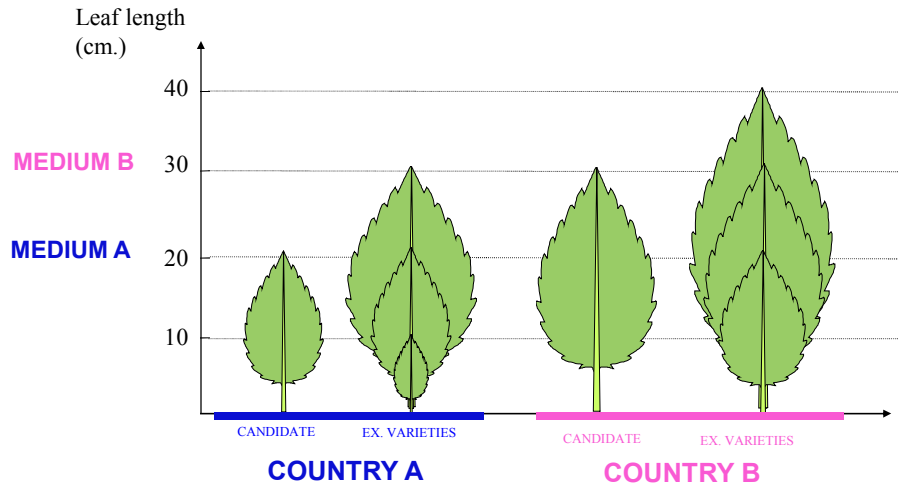
Illustrate characteristics

Determine the state of expression



Harmonized descriptions

Example Varieties versus Measurements

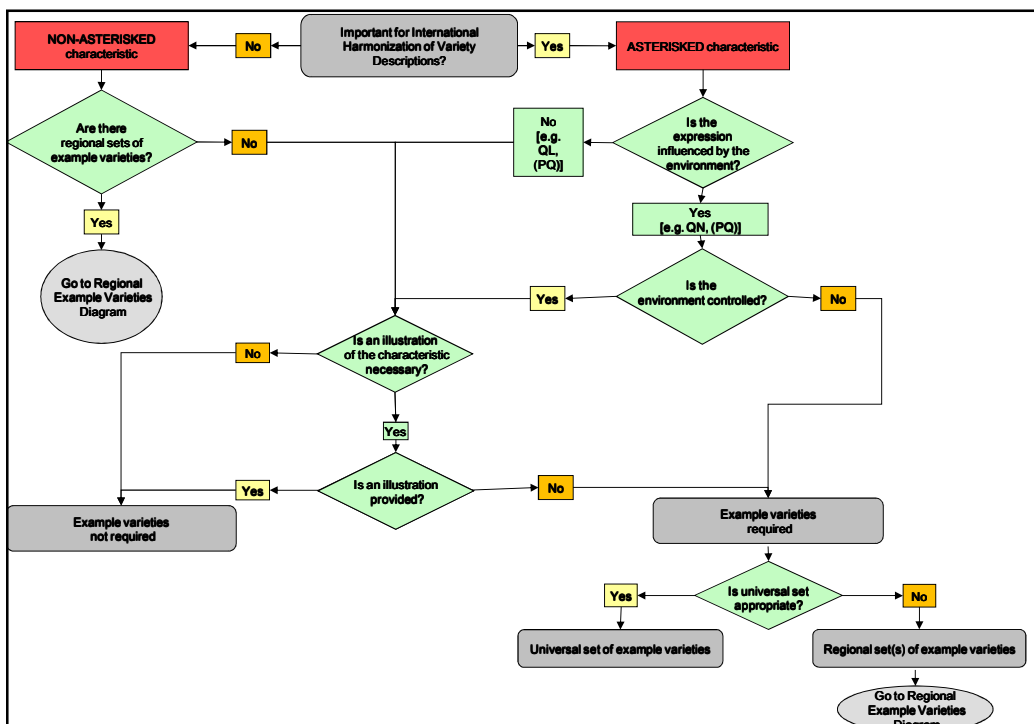


Example Varieties – the need

in characteristics used to
harmonize descriptions

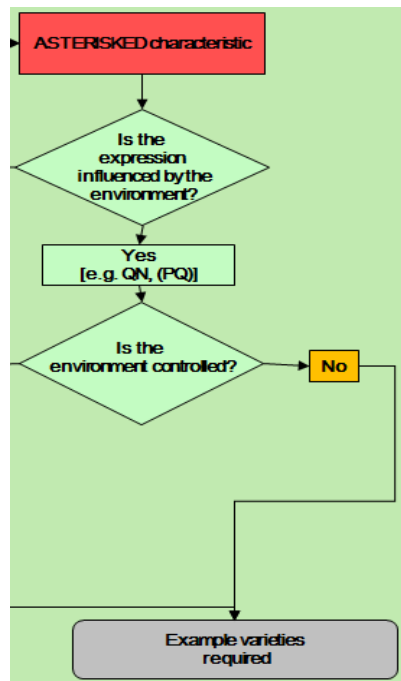
NEED and

which are **influenced by the environment**



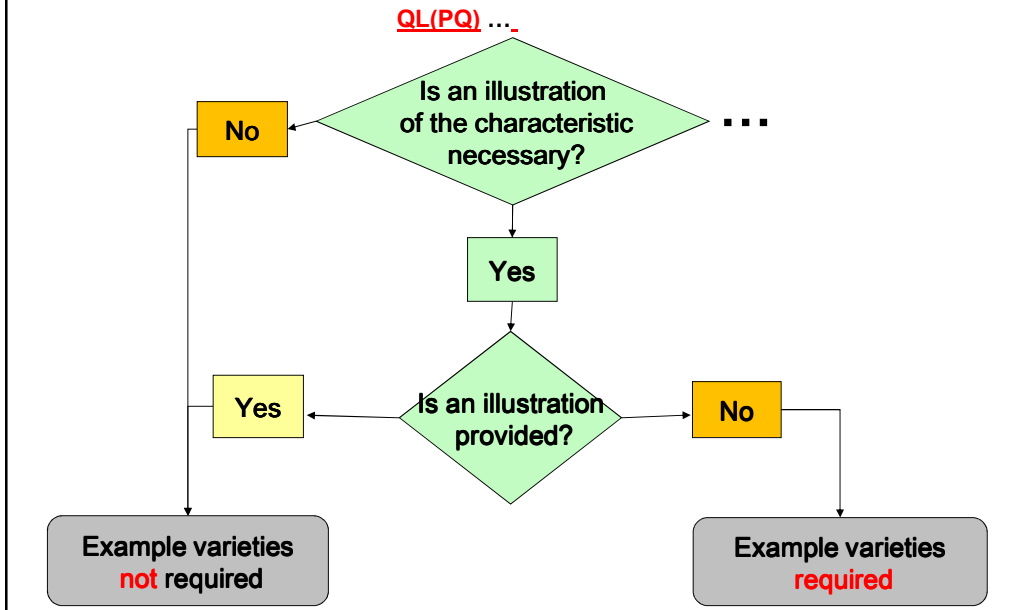
**Example Varieties – QN(PQ)
Asterisked Characteristics**

Extract from document TGP/7: GN 28



Example Varieties – QL(PQ) Asterisked Characteristics

Extract from document TGP/7: GN 28



Questions

3. GUIDANCE ON DRAFTING TEST GUIDELINES

f) The process for developing UPOV Test Guidelines, including: TG Template; Additional Standard Wording; and Guidance Notes;

Genera and Species

- **>3,450 genera and species** with varieties examined for PBR
- **>3,305 genera and species** for which UPOV members have practical DUS experience
- **321Test Guidelines** adopted

Note: 321Test Guidelines estimated to cover 92% of PBR-related varieties in UPOV Plant Variety Database

PRIORITY for UPOV Test Guidelines

PRIORITY for species or crops with high:

- number of **authorities** receiving PBR applications;
- number of **PBR applications**;
- number of **foreign applications** received by UPOV members;
- **economic importance**;
- **level of breeding activity**

EXAMPLE (New Test Guidelines)

Test Guidelines: *Plantus magnifica* L.
(Common name: **Alpha**)

Technical Working Party: **TWX**

TWX (2014):	Alpha (proj. 1)
TWX (2015):	Alpha (proj. 2)
TWX (2016):	Alpha (proj. 3)
Enlarged Editorial Committee (2017):	Alpha (proj. 4)
Technical Committee (2017):	Alpha (proj. 5)
Final adopted document (2017):	TG/500/1

TGP/7 :“Development of Test Guidelines”

Procedure for the Introduction and Revision of UPOV Test Guidelines

Proposals (New TG, Revisions, Corrections)

Criteria to be observed

Approval

Preparation of draft TG for the TWP

Leading Expert

Subgroup

Submission to the TC

Requirements for “final” draft

Consideration by the TC-EDC

Adoption of the TG by the TC

4. AGENDA for the TWP Session

Example TWP Session

Sunday	Monday	Tuesday	Wednesday	Thursday	Friday	
[TECHNICAL WORKSHOP] (optional)	Reports on developments in PVP	TGP document development	TGP document development	Experiences with new types and species Variety denominations	Databases, Electronic application systems Exchangeable software	
COFFEE	COFFEE	COFFEE	COFFEE	COFFEE	COFFEE	
[TECHNICAL WORKSHOP] (optional)	Reports (Continuation) Molecular techniques	TGP document development	Room 1 Test Guidelines subgroup	Room 2 Test Guidelines subgroup	Uniformity method development	Recommendations on Test Guidelines
	LUNCH	LUNCH	LUNCH	LUNCH	LUNCH	
PREPARATORY WORKSHOP	Room 1 Test Guidelines subgroup	Room 2 Test Guidelines subgroup	Room 1 Test Guidelines subgroup	Room 2 Test Guidelines subgroup	Room 1 Test Guidelines subgroup	Room 2 Test Guidelines subgroup
COFFEE	COFFEE	COFFEE	TECHNICAL VISIT	COFFEE	COFFEE	
PREPARATORY WORKSHOP	Room 1 Test Guidelines subgroup	Room 2 Test Guidelines subgroup	Room 1 Test Guidelines subgroup	Room 2 Test Guidelines subgroup	Room 1 Test Guidelines subgroup	Room 2 Test Guidelines subgroup
	Continuation	RECEPTION		Continuation	END OF SESSION	

	Monday, June 19 Start 9.00	Tuesday, June 20 Start 8.30	Wednesday, June 21 Early Start 8.00	Thursday, June 22 Start 8.30	Friday, June 23 Start 8.30
08.30	8.00 - 9.00 Opening 1. Adoption of the agenda (TWA461.5a) 2. Date and place of test session 3. (a) Seats from members and students (TWA462) - Increasing participation of new members of the Union (TWP1.13) 3. (b) Report on development within IUPCV (TWA462)	8. TGP documents (cont'd) -Data processing for databases and producing descriptions (TWP1.12) -Assessing uniformity by vRApps on more than one growing cycle (TWP1.17.1a) 9. Uniformity by off-type (TWA484 and TWA484.4a) 14. Number of growing cycles in DUS examination (TWP1.12), TWA462 and TWA465.4a) 15. Minimum distance between varieties (TWA465 and TWA465.4a) 8. TGP documents (cont'd) -Illustrations for shape and ratio characteristics (TWP1.13)	Room 1 Quince (QK)	8. Information and databases (a) Variety description database (TWP1.12) 17. Development of thresholds for automatic varieties from several parents and when SOI is used (TWP1.12) 18. Statistical methods for visually observed characteristics (TWP1.12) 19. Image analysis (TWP1.12) 20. Management of variety collectors (TWP1.14) 21. Software for statistical analysis (TWP1.14) 22. Matters to be resolved concerning Test Guidelines (TWP1.14)	9. Molecular techniques (TWP1.14) 7. Variety denominations (TWP1.14) 8. Information and databases (cont'd) (a) IUPCV information databases (TWP1.14) (c) Exchange and use of software and equipment (TWP1.14) (d) Electronic application systems (TWP1.14) 24. Recommendations on staff Test Guidelines -New proposals for Test Guidelines 27. Future sessions
10.30	COFFEE	COFFEE	9.45 - 10.15 COFFEE	10.15 - 10.45 COFFEE	COFFEE
11.00	4. Organization of the IUPCV sessions (TWP1.14) 8. TGP documents (TWP1.11.1a) -Confidentiality of molecular information (TWP1.12) -Duration of DUS tests (TWP1.12) -The COPV criterion (TWP1.12) 10. Experiences with new types and species 11. Procedure for partial revision of IUPCV Test Guidelines (TWP1.12)	8. TGP documents (cont'd) -Characteristics which only apply to certain varieties (TWP1.12) 25. Guidance for authors of Test Guidelines (TWP1.12) 12. Impact of environments on DUS characteristics of accessions (TWA465 and TWA465.4a) 13. Regional test of available varieties in Europe for South America (TWA465) 16. Use of disease and insect resistance characters in DUS examinations (TWA465)	Room 1 Soya Bean (AR)	Room 1 Cust (CS)	25. Adoption of report 26. Closing of the session
12.30	LUNCH	LUNCH	12.00 - 12.30 EARLY LUNCH	LUNCH	
14.00	Room 1 "Banay" (BK)	Room 1 "Coron" (CK)	Departure from hotel 13.00 Field Trip	Room 1 "P" (P) Room 2 "Syniga" (AR)	Drinking term
15.45	COFFEE	COFFEE		COFFEE	
16.00	Room 1 "Red Clover" (ZA)	Room 1 "Field Bean" (DB)		Room 1 "Custor Beans" (ZA) Room 2 "Orwing" (AR)	
17.45					
18.00	Reception	18.00 dinner (informal) 18.00 to 22.30	Return to hotel 20.00	Reception	

EXCHANGING INFORMATION

**AN OPPORTUNITY
for
TRAINING**